

The Ten Commandments

Deuteronomy 5 : 6-20





The Ten Commandments

Deuteronomy 5 & Exodus 20

The Commandments were written by God on stone tablets for Moses to present to God's people. It happened after Moses lead the children of Israel(*Jacob*) out of Egypt and out of Pharaoh's slavery. But the concepts of the commandments are first found in Genesis. In the very beginning of creation they are part of what God taught Adam & Eve. We know this because all of them are broken in Genesis. When Adam let the Serpant have greater influence over him than God he was putting the serpent in God's place breaking the 1st. When they thought the fruit was able to give them something God would not, they were bowing to an Idol. Adam and Eve are the first marriage. Marriage is what the 7th one protects. When they named their Children they established the 5th. When Cain murdered his Brother the 6th was broken. Adam's first day on earth was the Sabbath. It's the reason the 4th Commandment says REMEMBER the Sabbath. All ten are there in the first few chapters. The commandments are in every book of the Bible. They describe righteousness for us. The commandments are God's love language for us. They teach us how to love God and how to love people. They show us how He is a loving God and help us know if we are a loving people.

The Psalmist asked, "'How can a young man keep his way pure?' By keeping it according to your WORD." (Psalm 119:9) Psalm 119 makes ready a young heart to grasp the value of the commandments. They are not just a simple list, They are an eloquent mystery which unfold through heartfelt study over the course of a life. Their contents seem to be ever expanding and are central to the whole of scripture. Their presence is found within the scripture from the beginning of creation to its end with Jesus & his church. Christ and His Church are the heart of the scripture, and God made visible. The Commandments clearly define Sin as actions that begin from the heart. If a young heart is prepared by them, they can easily be brought to God for His Merciful salvation as told in the New Testament.

In Deut. 6:6-7, God told us to think about the commandments every day for our whole life. In He also told us to teach them to our children morning, day & night in all we do. These number pictures can help you get started. Then as you read your Bible & live your life you can think about how they are important to every thought & event.

Deuteronomy 11:19

Teach them to your children, talking about them when you sit at home and when you walk along the road, when you lie down and when you get up. ...

Exodus 18:20

Teach them his decrees and instructions, and show them the way they are to live and how they are to behave

They are simple to learn. The love God offers us can be learned through them.

They teach Deep reverence to God and from that He moves us to a civility toward the crown of His creation, our fellow man. We need to know them & keep them with deep affection. Our children and parents need them.

Proverbs 14:34, 35

*34. Righteousness exalts a nation,
but sin is a disgrace to any people.*

*35. The king's favor is toward a servant
who acts wisely,
But his anger is toward him
who acts shamefully*

The Commandments help us know Gods affection for us. Our love for God is shown as we hold them dear to our hearts and understand they are God's LOVE language. They are like the vows given by a Bride & Groom at a wedding. They show us how we can know the Love we have for God and that God has for us. They also teach us how to know when we do not have the highest affection that God should have from us... When we are in "Sin

There are Patterns in them (example)

- 1st 3 are only about how People treat God
- 4th is for God & People
- 6-10 are only about how People treat People

This visual tool is a great way to teach the Ten Commandments to anyone. In just a few minutes they can memorize them and be able to recite them back to you by simply calling out the number. I use them at the beginning of each year. Parents are amazed when their very young children can quickly rattle off all ten of them like saying their ABC's.

A Bible Prayer for you:

"The Lord bless and keep you: the LORD make his face shine on you, and be gracious to you: The LORD lift up his countenance on you, and give you peace."

~Numbers 6, 24-26

How to use the Commandment Lesson Cards

First we teach the short subject of each commandment using the number pictures. Each number is a picture that helps them remember them, even when asked to say them out of order the first time through focus on how each number shape gives a clue to the commandment. It is this visual picture that will make learning them simple. The rest of the content will be taught in later lessons after the students can say the list using the number pictures. After they know the list well, then teach them how God grouped the commandments by subject. Later lessons will explain another order found in them. It may take 3-4 10 minute lessons to cover the commandments and their groups. There are additional lessons on the back of each card that can be used to further teach the commandments as they are taught in the many events written in the Bible.

- 1 There is only 1 God... Put God 1st
2. Do not Bow to Idols
3. Do not take God's name in vain
4. Honor the Sabbath
5. Honor your parents
6. Do not murder
7. Man & Wife for Life
8. Do not steal
9. Do not bear false witness
10. Do not covet

First use the cards to help the children learn the commandments

STEP 1. Show each number card starting with the 1st. Use the description on the back upper part of each card to help you describe how each number is a picture of what each commandment teaches. Go over them in chronological order until they can tell you the short topic version for each commandment when you show them the card.

Step 2. Now mix the cards up and have them tell you again.

Step 3. Now hide the cards and call out the numbers mixed up instead of in order.

Step 4. Then finally, without using the cards, ask the students to tell them to you in order.

Now for the LESSONS:

Now you are ready to begin teaching the students the content of the commandments.

Follow the lesson plans. Refer to the Visual Cards. One lesson will put the number cards in three groups by their subject.

- **Group 1** - 1st-3rd The Subject is God
- **Group 2** - 4th The Subject is God and man
- **Group 3** - 5th-10th The subject is man

Some lessons will require you to print material for each student to take home. When you complete the course, there is a copy of the commandments you can print on parchment that they can frame. As you move through each lesson, read the complete commandment. The commandments are & were God's diagnosis of our spiritual sickness. Romans tell us that our carnal (flesh, sin, Adamic) nature is hostile to God and when we obey our fallen nature we can not obey the commandments. The Holy Spirit will lead a born again believer away from sin.

We must think about the commandments because they unlock mysteries when we apply our faith to understand their importance & role. We will understand they speak to the goodness of God. Submitting to them will allow ourselves to walk in them with the help of the Holy Spirit. Obeying them is how we show God true love & worship. How we monitor how our heart responds to them, we can recognize our sinful nature and then rule over it. They are our diagnosis kit.

Joshua 1:8

"This Book of the Law shall not depart from your mouth, but you shall meditate on it day and night, so that you may be careful to do according to all that is written in it. For then you will make your way prosperous, and then you will have good success."

Romans 8:7-8

7. because the mind set on the flesh is hostile toward God; for it does not subject itself to the law of God, for it is not even able to do so, 8. and those who are in the flesh cannot please God.

Jesus & Paul both republished the moral law to help us know the problem & the cure. As we teach these first steps students will have a Biblical view to help them with understanding all of scripture and prospering in their quest in the Kingdom of God. God's Moral Law remains after Christ fulfilled the ceremonial law to teach us to come to Him by faith to receive what we could not gain by ourselves. Every heart before Christ is sin hardened and it is the moral law that reveals this to us.

Galatians 3:23-25

23 But before faith came, we were kept in custody under the law, being shut up to the faith which was later to be revealed. 24 Therefore the Law has become our tutor to lead us to Christ, so that we may be justified by faith. 25 But now that faith has come, we are no longer under a tutor.

Our hope is as Christ is received in their hearts, that they will bring the teaching of Christ back to the living rooms of their families. May you prosper in your teaching the word to those God is entrusting into your care, so that when He ask about them, there will be great joy in His opinions of your labor.

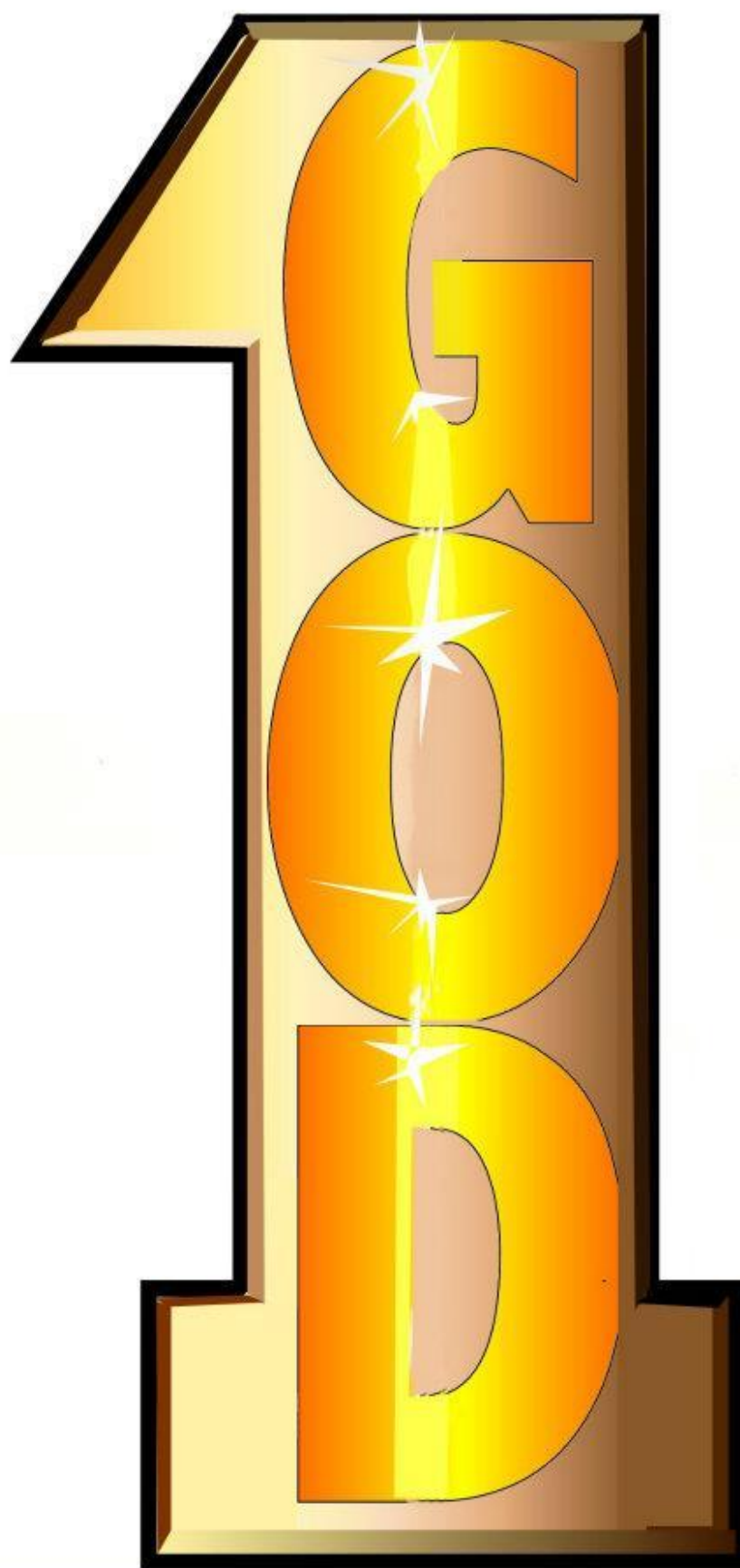
Daniel 12:2,3

2. And many of them that sleep in the dust of the earth shall awake, some to everlasting life, and some to shame and everlasting contempt. 3. And they that are wise shall shine as the brightness of the firmament; and they that turn many to righteousness as the stars forever and ever.



1. PUT GOD 1st.


The number one is a good way to help us remember who is in charge. There is only one God. In this 1st commandment He introduces himself to us as the one who delivers us from bondage. In the 1st verse of the Bible, Genesis 1:1 He introduces Himself as our creator. In the prayer Jesus taught He is introduced as our Father. There is only one. We should put Him in our hearts, That is His proper place. Above all other affection.





2. DO NOT BOW TO IDOLS.

See how the number 2 is bent over like it is bowing. Bowing is something people often do when they worship. This reminds us that we only the ONE true God. We should not worship anything else but God. God is invisible and not made from created things like we are. He is not made of clay, wood metal or stone like idols. We do Not to bow down to idols that can not be and are not God. It insults God. Graven images and carvings could never be a God they are made by people.





3. DO NOT TAKE GOD'S NAME IN VAIN.

See how the number 3 has a little piece in the middle. This little piece is kind of like a tongue. The third Commandment teaches us that the name of God is Holy. We are to treat it with our biggest respect. His name is only to be said when we are talking to God or about him with respect & reverence. If we say God's name without any purpose then we are taking it in vain. Taking His name in vain means that we are treating it as though it were useless. People should never say his Name in any useless way. Like many people say, "OH MY.." then they say his name.

Some people write OMG on social Media sites. This is not what ought to be. Some even use it to curse others or to express your frustration of anger....God is Holy and so is His name. That is disrespectful and we are commanded not to do it. The little tongue in the number three helps us remember to not take the name of the Lord in vain. Say it with me, The third commandment is "Do not take the name of the Lord your God in vain."





4. GO TO CHURCH & REST.

See how the number 4 looks like a cross & has an arm pointing up. This helps us to remember that this commandment is about "remembering the Sabbath day is Holy". This commandment is just like Jesus because Just like Jesus connects us to God this commandment connects the 3 commandments that talk about how God wants us to treat Him with the last 6 that talk to us about how God wants us to treat others. This commandment is about both God & Us. When we go to church and make Sunday our day of rest we give honor to both God and others. So this forth commandment is like the cross it reminds us to "Go to church & rest."





5. HONOR YOUR FATHER & MOTHER

See how the bottom of the number 5 looks like a rocker? (*rock card as though the bottom of the number were a rocker*) Normally Parents give you your name and take care of you. They make sure you live. They are the first authority in your life. God wants us to honor them and as we do that we also learn to honor other authority including God. This commandment promised that if we honor our parents we will be very blessed.

Parents must teach children to how honor them & God so they can easily honor God.





6. DO NOT MURDER.

See how the number six looks like the barrell of a gun with a trigger. *(Turn the picture like your are aiming the line)*
The shape of the number six reminds us of a gun and helps us remember the sixth commanment tells us **DO NOT COMMIT MURDER**. Say is with me, "The sixth commandment is **DO NOT COMIT MURDER**. We like that God things murder is wrong. God want everyone to respect life. He is the one who gives life and only He can say when we die. That tells us God wants us to be safe from each other. He gave us life and wants us to stay alive.





7. A MAN & WIFE FOR LIFE

The number 7 is the number of completion. This commandment is "Do not Commit Adultery." That is when a person is not faithful heart & body to the person they have married. When a man and woman get married they complete each other. God honors marriage as holy. God hates divorce. In Genesis He said a Man should leave his parents and become one with his wife for their whole life together.





8. DO NOT STEAL.

See how the handcuffs look like the number 8 & if you turn the number 8 on its side (*Turn the card sideways*) it looks like it could be a robber's mask. People who steal should go to jail because it is wrong to steal because it takes things away from the rightful owner. People who steal do it when they think no one is watching. They hide in the dark or wait till the owner looks away or leaves. God wanted people to own things and learn to take care of them but when others steal them it hurts very deeply. God knows what it feels like to have something stolen. Adam & Eve stole fruit from God's only tree that He kept for Himself. God gave Adam & Eve all the rest of the trees in the garden to do what they wanted. But they listened to the serpent and STOLE fruit from God's tree.

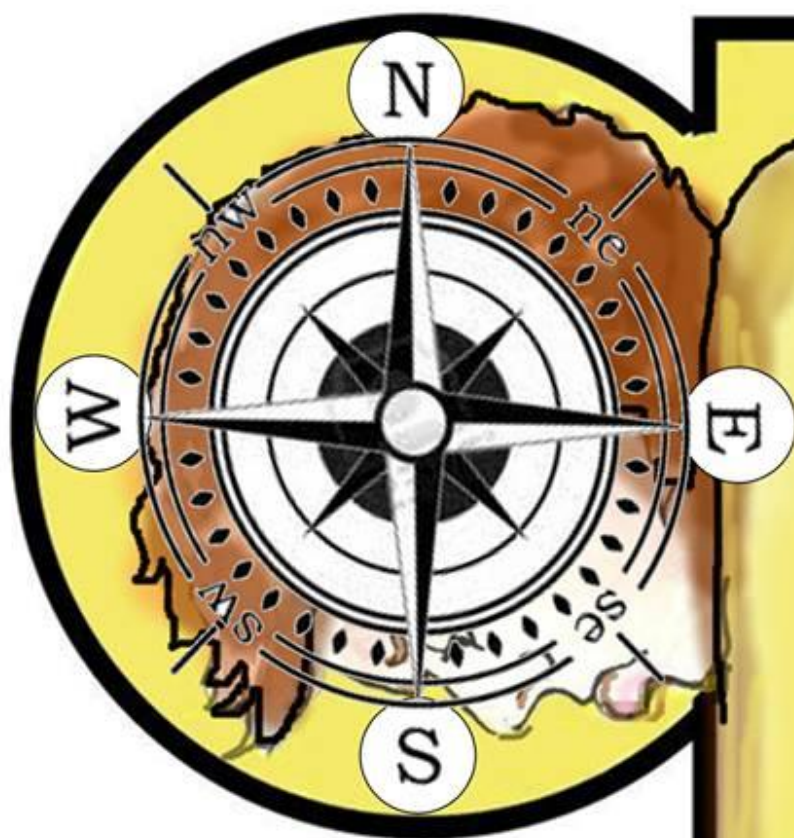




9. DO NOT BEAR FALSE WITNESS.

The number nine has a shape like someone who is hanging their head in shame. This commandment is about truth. This boy is a yellow bellied coward because he did not tell the truth. A witness is someone who knows the truth about someone or something. When asked to tell the truth we should not lie. It would be better to not tell what we know than to choose to lie about something we know.

See the compass. It is a tool people used before GPS that helps us find direction we should travel in. If you ever saw a compass, you know that the needle in a compass always points to TRUE north. Because it points true north we can use it to find which way to go. If your compass was broken, it would be a false witness and you would get lost. The compass on our number nine is to remind us how important the truth is.





10. DO NOT COVET THINGS

Oh look at this guy. Have you ever heard of the green eyed monster of Jealousy. Our number ten looks like the Green eyed monster of jealousy because the tenth commandment is about coveting. Coveting is when we let jealous feelings about what other people have cause us to want their stuff.

This commandment is very different from the others because it is not about an action that we do. This tenth commandment is about coveting. Coveting is not when we like something someone has and would like one like it, but it is when we want theirs.

Or we don't think we can have one too so we become sad or angry at them for having it. We break coveting and send the green eyed monster away when we thank God for the things He gives to other people. When we are happy for them too. Even if we don't have it we can be happy they do.

