



# Ten Commandments

Deuteronomy 5 : 6-20

## LESSONS





## Contents

INTRODUCTION:.....	5
How to use the Commandment Lesson Cards .....	7
TIPS for BIBLE CLUB MEETINGS.....	9
1. WHAT IS KIDS FOR CHRIST? .....	9
2. WHAT DOES A 5TH GRADE OFFICER-HELPER DO? BEFORE & AFTER KIDS ARRIVE .....	9
3. TIPS TO HELP 5 <sup>TH</sup> GRADE MONITORS HELP YOUNGER KIDS STAY FOCUSED .....	9
4. HAND MOTIONS FOR 10 COMMANDMENT SONG .....	9
FOLLOWING A LARGE GROUP FORMAT FOR MULTIPLE GRADES & AGES .....	9
TEACHING TO THE HEART IN A CROWD. ....	10
GETTING AND KEEPING THEIR ATTENTION.....	10
GAINING COOPERATION .....	10
DEVELOPING YOUR LESSONS.....	10
LAYING FOUNDATIONS USING THE WORDLESS BOOK: WORDLESS BOOK SCOPE & SEQUENCE .....	12
Student Leaders ORIENTATION .....	14
OFFICER RESPONSIBILITIES .....	16
The students Parental Permission slips. ....	19
I. The Most Important Thing to Know .....	31
II. The 10 Commandments by Number .....	33
III The 10 Commandments by Topic Part I.....	35
IV. The 10 Commandments by Topic - Part II.....	36
V. Learning the 10 Commandments by Topic Part III .....	38
VI. Which is The Greatest Commandment? .....	40
VII. The Rich Young Ruler .....	41
VIII. Memory Verse - Mark 12:30 .....	42
IX. Camels & Needles? .....	43
X. The Golden Rule .....	44
XI. Jesus Prayer matched the Commandments .....	45
XII. Which way do they go?.....	46
XIII. Heart of Stone or Flesh .....	48
XIV. Did God REALLY SAY? .....	Error! Bookmark not defined.
XV. The Creation Genesis 1-2:3 .....	Error! Bookmark not defined.
XV. The Creation .....	Error! Bookmark not defined.
PARENTS TOOLS .....	51

### Table of Contents:

Copyright 2014 all rights reserved. No portion of this material may be reproduced without permission other than what is necessary to complete the lessons as described in the content of the lessons. All Publishing rights reserved by author Cindy Daigle.



# The Ten Commandments

Kid's For Christ Bible Clubs is about helping students BEGIN:

We Help Them Begin With:

1. The Beginning:
  - God in Genesis 1:1
  - God in the 10 Commandments
2. How to use the Bible so students might read it for themselves
3. An active prayer life by Bible reading
4. Accessible Discipleship using Devotionals (3<sup>rd</sup>-5<sup>th</sup> grades)
5. Beginning to learn of Christ's role & being His Church

## Deuteronomy 5 & Exodus 20

The Commandments were written by God on stone tablets for Moses to present to God's people. God did this after leading Moses to bring the children of Israel (*Jacob*) to freedom out of Egyptian slavery and Pharaoh's heavy hand. The Apostle John wrote in 3 different letters that the concepts of the Commandments are first found in Genesis.

In the very beginning of creation; they are part of what God taught Adam & Eve. We know this because we have evidence of all of them. Adam's first day on earth was the 1<sup>st</sup> Sabbath. It's the reason the 4<sup>th</sup> Commandment says REMEMBER the Sabbath. Adam and Eve are the first marriage. Marriage is what the 7<sup>th</sup> one protects. When they named their children they established the 5<sup>th</sup>. A lot of them were broken by the 1<sup>st</sup> family in Genesis. When Adam let the Serpent have greater influence over him than God, he was putting the serpent in God's place, breaking the 1<sup>st</sup> commandment. When they thought stealing God's fruit was able to give them something God would not, they were coveting & bowing to an Idol. When Cain murdered his Brother the 6<sup>th</sup> was broken. Adam and Eve stole the fruit from the only tree that God reserved ownership of. Then they bore false witness about their theft of it, which occurred because they coveted a benefit they believed they were forbidden to have.

All ten are there in the first verses of Holy Scripture. The commandments are in every book of the Bible. They describe righteousness for us and are God's love language for us. They teach us how to love God and people. They show us what actions the word 'love' was meant to embrace, defining a loving God. They reveal the truth of our nature by helping us measure for ourselves if we truly are a loving, holy people. If we imagine a world where the Commandments were observed by all peoples, we would truly see God's will done on Earth as it is in Heaven. The Earth could be so wonderful if people would just obey God's law. We can obey them if we closely Follow Christ. But we need to think about them to help us know Him.

These Ten Commandment Visual Cards are a proven effective learning tool for teaching the Ten Commandments to any age.

In just a few lessons, students can memorize the Subject of all 10 Commandments. They will be able to recite them back by simply recalling any number from 1-10.

Parents are often amazed when their very young children can quickly rattle them off, all ten of them, like saying their ABC's.

Whole families have been encouraged by them and lead to Christ through even the youngest of their children learning them. They are an excellent tool for teaching and parenting a Child's internal moral compass.

Then as they learn the difficulty of loving with God's unfailing love, an opportunity opens for them to know their need for a Savior. They may receive the gift of





## The Psalmist asked,

"How can a young man keep his way pure?" Then answers, "By keeping it according to your WORD." (Psalm 119:9) Psalm 119 is the longest psalm and its subject is God's 'law' that makes ready a young heart to grasp the value of the commandments. It is not just a simple list of good rules. They are an eloquent mystery which God unfolds through heartfelt study over a lifetime. Their contents seem to be ever expanding and are central to the whole of scripture. Their presence is found within the scripture from the beginning of creation to its end in Revelation of Jesus Christ & his church.

Christ and His Church are God made visible and the heart of the scripture. The Commandments clearly define Sin as actions that begin in the heart. God had to put them on stone tablets because the human tablet of the heart had been effaced by sin. If a young heart is prepared by them, that person can easily be brought to God for His Merciful salvation as told in the New Testament.

In Deut. 6:6-7, God told us to think about them every day for our whole life. He also told us to teach them to our children morning, day & night in all we do. These number pictures can help you get started. Then as you read your Bible & live your life you can think about how they are important to every thought & event.

They are simple enough to learn. The love God offers us can be learned through them. They first teach Deep reverence to God and from that reverence He moves us to a civility toward the crown of His Creation, mutual affection for ourselves and other people.

## LOVE THE LORD YOUR GOD

150 years ago, Richard Newton - an itinerant preacher to youth, wrote a book for youth on the 10 Commandments called, "THE KING'S HIGHWAY" The work is striking to today's culture. Our parents & leaders know so little of what was commonly taught among young people of his day. Today church leaders try to persuade people to receive God's love through heavenly bribes. But this author poses a great proposition. He simply asked, "What is it to have a God?" After proposing a few benefits, He went on to assert that God ought to receive something in return from us for being our God. He ought to receive our highest affection.

Being Loved by God is on the hearts of children, but the need for them to love Him in return is seldom taught. The teaching of the commandments balances both the receiving of God's love and the return of our highest affection, being readily understood by a humble heart through childlike faith.

*"Teach them his decrees and instructions, and show them the way they are to live and how they are to behave"- Exodus 18:20.*

We need to know them & keep them with deep affection. The children and parents of every nation need their meaning.

### Deuteronomy 11:19

*Teach them to your children, talking about them when you sit at home and when you walk along the road, when you lie down and when you get up. ...*

The Commandments help us know God's affection for us. Our love for God is shown as we hold them dear to our hearts and understand they are God's LOVE language. They are like the vows given by a Bride & Groom at a wedding. They show us how we can know the Love we have for God and that God has for us. They also teach us how to know when we do not have the highest of all affection that God should have from us. When we are in "Sin"

they shine light into that darkness that wants to reign over the soul.

**There are Patterns in them (example)**

- 1st 3 are only about how People treat God
- 4th is for God & People
- 6-10 are only about how People treat People

*A Bible Prayer for you: ~Numbers 6, 24-26*

*"The Lord bless and keep you: the LORD make his face shine on you, and be gracious to you: The LORD lift up his countenance on you, and give you peace."*

**The King's Highway: The Ten Commandments Explained to the Young  
Written by Richard Newton, in the year of our Lord, 1861**

*Proverbs 14:34, 35*

*34. Righteousness exalts a nation,*

*But sin is a disgrace to any people.*

*35. The king's favor is toward a servant who acts wisely, But his anger is toward him who acts shamefully*

## How to use the Commandment Lesson Cards

First, we teach the short edited topic of each commandment using the number pictures. Each number is a picture that helps them remember them, even when asked to say them out of order.

The first time through focus on how each number shape gives a clue to each commandment's subject. It is this visual picture that will make learning them simple. The rest of the content will be taught in later lessons after the students can say the edited short list using the number pictures. After they know the list well, then teach them how God grouped the commandments by subject. Later lessons will explain another order found in them. It may take 3-4, 10 minute lessons to cover the commandments and their groups. There are many additional lessons that can teach further the Heart of God in the commandments in the many events written in the Bible. Teach the children how to look for the commandments that are illustrated in the many Bible records. Teach them to ask which commandments are broken or kept? How did God try to reach their heart? Knowing them and thinking about them will help young students apply them to guide their own behaviors.

### Lessons use the Visual Cards First to help teach them.

- STEP 1.** Show each number card starting with the 1<sup>st</sup>. Use the description on the back upper part of each card to help you describe how each number is a picture of what each commandment teaches. Go over them in number order until they can tell you the short topic version for each commandment when you show them the card.
- STEP 2.** Now mix the cards up and have them tell you again.
- STEP 3.** Now without using the cards, and call out the numbers mixed up instead of in order.
- STEP 4.** Then finally, ask the students to tell them to you in order.

### PRACTICE THE LESSONS:

When you are ready to begin teaching the students the content of the commandments. Read thoroughly through the lesson plans. Use and refer to the Visual Cards. One lesson teaches the Commandments by their subject in three groups by. So we group the number cards like this.

- **Group 1** - 1st-3rd The Subject is God
- **Group 2** - 4<sup>th</sup> The Subject is God and man
- **Group 3** - 5th-10<sup>th</sup> The subject is man

### Their VALUE for the NEW TESTAMENT CHURCH.

The commandments are & were God's diagnosis of our spiritual sickness. Romans tell us that our carnal (flesh, sin, Adamic) nature is hostile to God and when we obey our fallen nature we can not obey the commandments. The Holy Spirit will lead a born again believer away from sin.

#### **Romans 8:7-8**

*7. because the mind set on the flesh is hostile toward God; for it does not subject itself to the law of God, for it is not even able to do so, 8. and those who are in the flesh cannot please God.*

We must think about the commandments because they unlock mysteries of God as we apply our faith to understand their importance & role. We will understand they speak to the goodness of God. Submitting to them will allow ourselves to walk in them with the help of the Holy Spirit. Obeying them is how we show God true love & worship. We must monitor how our heart responds to them, so we can recognize our sinful nature and then rule over it by the Holy Spirit.

## The Ten Commandments

1. *There is only 1 God, Put God 1<sup>st</sup>*
2. *Do not worship or make Idols*
3. *Do not take God's name in vain*
4. *Honor the Sabbath*
5. *Go to church and rest*
6. *Do not murder*
7. *Man and Wife, Faithful for life*
8. *Do not steal*
9. *Do not bear false witness*
10. *Do not covet*

*Some Lessons will require you to print material for each student to take home. When you complete the course lessons there is a copy of the commandments you can print on parchment paper for them to take home to frame or print the mini scrolls that have the Visual Number pictures on them. Attach small dowels and roll them up & tie them into scrolls to take with them & share with Friends & Family*

### MOTIVATE PERSONAL Bible READING:

As you are going through the lessons remind them these are only short versions. They can read their Bibles to learn the whole commandment. You will be teaching them the simplest summary statements but remember that this is not all of it. There is more to know. They are God's words to us. You can compare them to when a Bible might have Jesus spoken words printed in RED Letters to show them extra attention. Jesus gave the Commandments and the Prophets extra attention because they are God's words. They are our diagnosis kit. Without them people are left to their own sinful heart.

**Joshua 1:8**

*"This Book of the Law shall not depart from your mouth, but you shall meditate on it day and night, so that you may be careful to do according to all that is written in it. For then you will make your way prosperous, and then you will have good success."*

The LAW has three parts. The Moral Law, the Civil Law and the Ceremonial Law. The Lord Jesus & His Messenger, The Apostle Paul, both republished the moral law in greater detail in the Bible books found in the New Testament. They knew that our understanding these Moral Laws work to help us know our biggest most important problem & the cure Jesus became. God's Commandments let us know we are in a conflict because we have broken them. God's Moral Law is His GOOD & Pure Nature described in RULES. These Commands have always been & continue in force after Christ fulfilled the requirements they demand. The ceremonial law was carried out by Jesus. Now the Cross and resurrection mark the event & teach us to come to Him by faith to receive what we could not gain by ourselves. As we teach these first steps, students will have a Biblical view to help them move toward an understanding all of scripture. Prospering in their quest of the Kingdom of God. Every heart, before it is surrendered to Christ, is sin hardened and it is the moral law that reveals this to us.



---

**Galatians 3:23-25**

*23 But before faith came, we were kept in custody under the law, being shut up to the faith, which was later to be revealed. 24 Therefore the Law has become our tutor to lead us to Christ, so that we may be justified by faith. 25. But now that faith has come, we are no longer under a tutor.*

**The Purpose of the Commandments is to prepare their faith to receive Him. A person who lives by and teaches them is considered wise in Heaven's sight.**

**Daniel 12:2,3**

*2. And many of them that sleep in the dust of the earth shall awake, some to everlasting life, and some to shame and everlasting contempt. 3. And they that are wise shall shine as the brightness of the firmament; and they that turn many to righteousness as the stars forever and ever.*



---

Our goal is that as Christ is received in their hearts, that they will bring the teaching of Christ back to the living rooms of their families. May you prosper in your teaching the word to those God is entrusting into your care, so that when He ask about them, there will be great joy in His opinions of your labor. Let the courage found in Christ's love, lead you as entrust yourself into His Faithful leading.

*As you work through these instructions resist the temptation to feel overwhelmed. Remember the Lord will help you.*



## TIPS for BIBLE CLUB MEETINGS

### 1. What is Kids for Christ?

It's a Bible club where we learn about God. Cover how to Honor and respect God and how to love others, about the Bible, being a Christian, Questions you may have about God, the 10 Commandments, your character and how to start and grow a strong faith. We come along side in support of the Bible training they receive at home or help provide it in the absence of Home teaching.

### 2. What does a 5th grade Officer-Helper do? Before & After Kids Arrive

- Open and close in prayer
- Set up CD player
- Hold baskets/ hand out lesson gifts
- Set up cones that mark rows
- Greet students and direct them where to sit
- Call the office to make announcement
- Lead the hand motions for 10 Commandments song
- Help Kids stay focused

### 3. Tips to help 5<sup>th</sup> Grade Monitors help younger kids stay focused

- Make eye contact and point to teacher
- Use the quiet sign (*put your finger over your mouth **do not make the hush sound.***)
- Use sign language to say look at or listen to the teacher.
- Touch the student's shoulder and point to teacher

### 4. Hand motions for 10 Commandment song

- Listen to the song and demonstrate the hand motion/sign language with them.

## Following a Large Group Format for Multiple Grades & Ages

The highest grade level (Normally 5<sup>th</sup> grade) provide leadership for the club through volunteering for the tasks that Create structure for the meeting. Most clubs meet for PREP TIME with just those student leader helpers, for a few moments, before the main meeting. They will briefly do a short prayer & devotion time and then decide who will do the tasks needed for the meeting that morning. This is the time to train & Clarify the duties they volunteer to do.

The office normally announces for the club students with permissionslips on file with the school, who have had breakfast and are waiting for school to start, to go to the meeting room. One of the student leaders will call the office to let them know to make the announcement.

The students will sit in rows with their own grade. You will position students leaders to be row monitors for each grade. The row monitors hold up their fingers with grade number showing each grade where to sit between them. While the students are streaming in a song is playing on the club's Music player. Row Monitors help students sit in straight rows and help them remember to pay attention during the meeting. They also pass out items given for the lesson.

One or two students will retrieve, set up the music player & start the song. Other students will monitor the doors, stairwells and any other entry points that will need safety monitoring.

As they arrive for club, allow some student leaders to lead the hand motions for the song as it plays. It creates a happy festive atmosphere and prevents the students from feeling an awkward silence which leads to talking. You can teach hand motions to the students leaders using the hand motion sheet during the Prep Time.

Once the majority of students have arrived you begin with a joyful welcome and introduce the student who volunteered to lead the opening prayer. When they have prayed you conclude with "Kids for Christ say" They Respond... "Amen & Amen" (*Teach your helpers & monitors to respond so the others learn what to do.*)

The student leaders help you control very large groups so that they can get the most from the very short time you are with them. If you have adult helpers, they can mingle with the students that are waiting for their turn to leave and ask about the lesson or handout they received. They can ask a quick review question about the lesson, getting a response then saying the correct response with the whole 'mini' group. ALWAYS dismiss on time!! The larger the group or school grounds the more time will be needed for dismissal.

## Teaching to the heart in a crowd.

### Getting and keeping their attention.

Maintaining good control assures every child feels safe and respected. This allows you to reach their heart with the Gospel message. Of course, you also need to hold their interest. Jesus set the example by teaching with experiences from our everyday lives. He used examples that relate to them. You want to 'relate' the message to every child's heart. So, you will bring up examples common to them. When you do they may be suddenly tempted to tell their neighbor how what you said is true or not for them. In a crowd it can quickly get away from you. You can side track this by telling them all something to say to their neighbor like "That's all about Me!" or "I think that's AWESOME!" Just asking them to repeat a KEY phrase through out the lesson will also help bring the point home.

With just 10 – 15 short moments to make your point, you must keep outburst minimal. You can not allow your attitude or tone of voice to become frustrated or irritated. You must never display hostility toward them. If you loose control of them you must understand it is not completely their fault but is simply a skill that you must still aquire. You are there to teach them. If your group overwhelms you, you will have another week of time to find and learn new techniques and be able to do better next week. You must NEVER yell or be hostile toward the students. You can regain their attention and cooperation in a clam and agreeable manner. The school may be able to give you more tips for managing a large group. Trust the Holy Spirit to bring His word to their heart.

### Gaining cooperation

**Start with Order.** Directions for stratight rows, spacing seating, hands in their laps or clapping to music. This type of instruction as they arrive help make for an attentive group. You can also give these instructions as you teach. When they comply you know they are listening. Jesus always had the disciples sit the crowds in orderly sections.

There are several highly effective methods for getting their attention back. One is to just keep teaching with a controlled voice. Be sure your voice does not sound distressed about their moving or talking. You let them know that you understand they know what you are saying by nodding your head to say 'yes'. This assures them that somehow you know what you said related to them. Lowering your voice to a whisper can be helpful too. Clapping your hands in a distinct rhythm then have them repeat. Watch to see if every one cooperated. Do it again until everyone cooperates. Then praise them for doing it well when everyone does the same thing you did. The row monitors are silently asking for their cooperation as soon as they arrive by giving them direction where to sit. You can ask them to listen. The more direction they are given the better their cooperation will be.

Asking them to repeat statements is a also good way to keep them attentive. Bible references, long names, new words, lesson topics are all things that you can have them repeat. When you ask the group a question, always tell them how you want them to respond. Example, "Raise you hand, if you think God Loves Jonah." Raise your own hand high to show them how you want them to answer. NEVER aknowledge someone who answers with out raising their hand and being called upon to give an answer.

One of my favorites is to say, "I know you are listening... (PAUSE so they can answer) because we are looking at you." (SMILE + Affirm) Thank you for listening so carefully" Then quickly, continue teaching! They know to say this because I explain it to the 5<sup>th</sup> Graders in the Orientation Meeting and again to the whole group in the 1<sup>st</sup> meeting. They will give their best attention being careful to look at you until you need to remind them again. Don't overuse this or it will become ineffective. If you are prepared and don't allow any empty time their attention will be well kept. There are many helpful videos avaiable on YOUTUBE that can help you gain more group skills. Also learn from and work with the systems your school is already using that the students will readily respond to.

### Developing Your Lessons

NEVER read them to the students. Study & meditate on the lesson and trust God with the rest.

When you are teaching in this short time format you will likely need to break the lesson up into parts. Each week you will do one part and connect them together as you teach. One week you might only teach the memory verse. The next week you might tell the story and ask them to recite the verse they learned last week. Then the next week you can make your topic point and bring the memory verse and story together.

When you teach the Commandments you will start with teaching them the number visual card list then the next week you will show them how there are two main subjects, God + People and teach them the memory verse. Each week you will teach more about each commandment in groups of two until you are done with your topic.

### Know what and how they can learn.

It is important that you keep a broad view of what are the main subjects the Bible teaches from Genesis to Revelation. There are many subjects that are very important, so knowing where to start can feel overwhelming. Topics like prayer, forgiving, living holy, salvation, heaven, baptism, the trinity and so many, many more. Where do we start and where do we focus? With these very young hearts there must be a foundation laid that will promote and protect their faith through the teen years and brings them safely into adulthood. For many kids in the Kids For Christ Clubs, this is the only exposure to church they will have. So then, this is the only Christian teaching they will receive. We want to be sure that the teaching they receive will be a benefit for them now and in the years to come. So then, We must cautiously choose what are the most important tools they will need. Always understanding that as soon as we lift a systematic theology from the pages of scripture we may accidentally make other life giving words of God seem lesser. So it is imperative that we always leave the way to the rest of scripture, unhindered. We ought to be mindful and clearly speak to them that we are merely introducing small portions of a great foundation. Leave them fully vested with the responsibility for them to find and add what is still remaining. Being a Christian is a life long venture so then where can we start?

#### HOW THEY LEARN:

Imitation, repetition, association,

- CONCRETE LEARNING
  - Primary till age 10-12
- ABSTRACT LEARNING
  - After ages 11-12

### When they take it home & to heart

When they have an active faith and are reading the bible for themselves you are succeeding. You may have questions from parents who want to know what you intended to teach. Remember you are here to support their efforts not undermine or challenge them. We must remain neutral in our doctrine. There is more than enough that we all agree upon.

### Remember to think about what they hear.

Give opportunities for feed back like having them repeat phrases. This helps you check if they are hearing what you say correctly. You want to be sure they are not getting the words jumbled up. Like the child who thought the old song was 'deep and fried' instead of "deep & wide".

### Keep it short, sweet & simple but never watered down

You will not have time to develop very complex ideas but you don't need to water them down either. You can build on the lessons each week by reminding them of the previous weeks lessons then add to it.

### Tie in the visuals to the meaning

We want them to be delighted with the handout gifts. But we want the gifts to help them remember the lesson. When their friends, siblings or parents ask about them it should remind them of the message they heard.

### Keep the order

Worried kids don't learn well. They need to feel secure in an environment that is safe. Helping them be attentive and well mannered blesses everyone. Be sure they are going to breakfast first. Hungry kids worry about being hungry.

### Encourage them to EAT BREAKFAST 1st

Hungry kids don't learn well. Encourage them to go to breakfast at the school 1<sup>st</sup> or eat breakfast at home on club days, but don't skip breakfast.

### Be careful with Tender young hearts

As children consider the weight of the commandments and the consequences of breaking them they may get very concerned for themselves or family members. Let them know not to worry. We are going to find out how God has made a way to fix that problem. We will be talking about that in the lessons too. Meanwhile, we can Pray for People we know and love who have broken God's Laws. Meanwhile we trust Our own hearts to His Care so we may help others.







## Laying foundations using the Wordless Book: WORDLESS BOOK SCOPE & Sequence

The wordless book Began by Charles Spurgeon in 1866 (160 years ago) as a way to help a fellow minister outline the salvation message. It was just three solid color pages with no words at all. Just the color representing the subject. The first page was Black for Sin, the second was Red for the Blood of Jesus and the second was White for the righteousness, holiness that was the result of being washed by Jesus blood from sin. These three simple pages became a tool for other ministers who added to it. In 1875 DL Moody added the Gold page. Fanny Crosby and Amy Carmichael used it widely. It has been a widely used tool for children's ministers every since. Not only can we use it to outline the message of salvation but it can help us focus as we attempt to lay a foundation that can make a way for a long life of faithfulness to the Lord. We choose lessons so that the pages of the wordless book are easily written on their hearts.

- **GOD-It all began with GOD ...** God, Creator, Holy, Love (this gold page was added to the beginning recently by CEF).
- **SIN-** The 10 Commandments, Death, separated from God Where are you Adam.?
- **CROSS-** Righteous blood shed for our sin (Jesus God's Son, The Price, His Blood, The Cross)
- **HOLY-** Holiness brought back to mankind (Grace Empowers us to be free)
- **BAPTISM** (Water & Holy Spirit) & Communion covenants
- **GROW-ing our Faith & Love, Renewing our mind,**
  - **G**o to Church, Sunday School
  - **R**ead Bible
  - **O**bey the Bible
  - **W**itness – Tell others
- **HEAVEN-Restored back to Jesus His crown, eternal life , Heaven's streets of Gold**



Wordless Book Chart that can help serve as at a glance reference tool shape a message using the colors

						G.R.O.W.	
<b>Truths to be taught</b>	<b>Who is God</b> 1. Creator-He Made you 2. Love- He Loves You 3. Heaven (Streets of Gold) 4. He is Holy/Perfect	<b>Problem /Need</b> 1. Definition of Sin 2. You have sinned 3. Examples of sin 4. Born in sin 5. Separated from God	<b>Solution/Way</b> 1. Perfect Son of God 2. Took your punishment 3. Gave His blood Died and rose again Now in Heaven	<b>Appropriation</b> 1. Invitation 2. Assurance of Salvation Confession of Sin	<b>New Covenant &amp; Power Baptism</b> <b>The Holy Spirit &amp; Water Communion</b>	<b>Spiritual Growth</b> 1. Growing in Christ 2. Follow up	<b>Heaven</b> Eternal Life Receive a Crown to give in return to Jesus
<b>Bible Verses</b>	John 3:16 a	Romans 3:23	Hebrews 9:22b 1 Corinthians 15:3-4	John 3:16b Hebrews 13:5b, 13:6 1 John 1:9	Acts 1:8 Acts 2:41, Mark 1:8, Rev 12:11	2 Peter 3:18	Rev 3:11
<b>How to Explain</b>	1. God made everything Give examples of His creation God Made You 2. God Loves you John 3:16a God's home is in Heaven. He is preparing a place in Heaven for His Children 4. He is Holy and Perfect.	1. Definition – Sin is anything that does not please God 1. All ROMANS 3:23 YOU have Sinned 3. Give Examples of Sin 4 We are born with a want to do things your way instead of God's way. 5. The Punishment for sin is to be separated from God forever & ever	1. Jesus, the Son of God never sinned. The only one who never did anything wrong. 2. He Willingly took your punishment on the cross. God put your sin on Him. 3. Christ gave his blood for you. Heb 9:22b. 4. He died and was buried but He didn't stay dead. He came alive again. 1 Cor. 15:3-4 5. Now He is in heaven	1. Read John 3:16. Explain the condition and promise. Do you believe in the Lord Jesus as the only Savior from your sins? Review truths with questions? (Who is God?) Why do you need Jesus? What did Jesus do for you? INVITE – Would you like to tell Jesus you believe? Child Prays: 2. Assurance- What did Jesus do for you? How do you know? Go back to John 3:16. Put child's name in verse. Read and explain Hebrews 13b, 6a. Put promises on hands 3. Teach confession of sin. 1 John 1:9	The Holy Spirit & Baptism By being baptized, we are identifying ourselves as believers in Christ (Acts 2:41, Mark 1:8, Rev 12:11) Water Baptism is a public testimony, a ceremony declaring you have become a Christian, that you have entered into the covenant with Jesus' death, burial & resurrection. Mark 1:8 "I baptize you with water, but he will baptize you with the Holy Spirit" Baptism in water & The Holy Spirit, His Power through the spirit and public testimony Acts 1:8 But you will receive power when the Holy Spirit comes on you; and you will be my witnesses in Jerusalem, and in all Judea and Samaria, and to the ends of the earth." GRACE TO WITNESS How <del>3:23b, 6a</del> they overcame him by the blood of the Lamb, and by the word of their testimony; and they loved not their lives unto the death. John <del>4:23, 24</del> spirit, and those who worship him must worship in Spirit and truth.	Green reminds us of things that grow. Now that you have believed in the Lord Jesus Christ, you should grow in Him. 1. Explain 2 Peter 3:18 Ways to G.R.O.W. in Christ Go to church Read Bible & Pray Obey the Bible Witness, Tell other 2. Give literature	which represents the golden streets of Heaven, where we will fellowship with God for eternity and our joy will be complete REVELATION 3:11 I am coming soon. Hold fast what you have, so that no one may seize your crown.
<b>Links</b>	"But there is ONE thing that can NEVER be in Heaven. That is SIN."	"God has a wonderful plan so you and I don't have to be punished for our sins."	"And now because of that the Lord Jesus did for you, you can have your sins forgiven."	"When you believe in Jesus, He wants you to get to know Him better."	Because we now have His Promises our faith can grow. There are things we do to grow our faith.	"Thank you prayer by Child Pray for the Child	



**GETTING STARTED:****Student Leaders ORIENTATION****1<sup>st</sup> 4 meetings are:**

1. 1<sup>st</sup> all students invited to this Invitational meeting to inform them of their right and opportunity to join the club. Permissions slips with Order form handed out prior too, during the meeting or following the Invitation meeting. Students may not attend the meetings without Legal Guardian Consent once the meetings with Christian lessons begin.
2. The next 2 meetings are orientation & training for 5<sup>th</sup> grade students only to instruct & prepare them for their responsibilities and leadership roles. Understand you will be continuing to help them set up for a number of actual meetings. Do this extra reinforcement during 5<sup>th</sup> grade devotional time and arrival time while students are coming into the room and the arrival song is playing. Be ready to start meeting as soon as everyone is seated and music is turned off.
3. Full orientation meeting.
  - a. Welcoming all the students,
  - b. teaching them group responses & I'm listening cues
  - c. explaining arrival and leaving procedures
  - d. What Kids for Christ is and will do for them.

Meet with 5<sup>th</sup> graders only at least 2 weeks before 1<sup>st</sup> full orientation meeting.

**Fifth grade leadership:****Prepping for OFFICER RESPONSIBILITIES**

*Call upon the school volunteer Sponsor to work with the school administrators to establish proper routes and student travel procedures and suggested monitor placements. These procedures may seem overwhelming to remember. Use the list. Trust the Lord to help you lead them. Fifth grade are very willing to lead and only need a few instructions and consistency. Their energy will bring it together quickly. You can print out these tasks list and have it for use during meetings. You can also ask them to read the instructions on the website with their parents, if possible, to help you train. KidsforChristClubs.com*

**Fifth Grade Devotionals.**

Read the instructions on how to get them to use the devotionals

Giving them the response-ability for their own faith: we are just laying foundations that will hopefully ignite a self maintained pursuit. Encourage them to share the personal meaningfulness of what they read in the devotionals in the prayer circle and occasionally with the whole meeting.

**Challenging Questions:**

Ask them questions to stir their curiosity and be approving of their questions. Let them know God wants to answer their questions in prayer, Bible study and sometimes even other people. Kids want to know important things and can be charged with the responsibility of those important matters.

**Sprinkle Apologetics:**

These are things that defend the Gospel. 11-12 year olds begin to have questions if left neglected they can turn into doubt.

**We want to lead:**

5<sup>th</sup> Graders love stretching their leadership wings. We need to help them learn how to do so by leading using encouragements. Leading by asking politely for Cooperation. Leading with an attitude that wants to help and serve the ones they are given the privilege to lead.

*(they will fill the spots without conflict if left completely voluntary, 1<sup>st</sup> come has 1<sup>st</sup> opportunity to occupy any task.*

*Appointing tasks can get time consuming with absences and loss of interest that will cause the Club teacher use precious time settling to fill in gaps. Works well to letting them choose as they arrive)*

**Volunteering to Pray & Serve**

Give everyone the chance to serve in a variety of tasks. Aggressive willing leaders can outshine willing but more shy members. Help each one become comfortable with praying aloud in the prayer circle by requiring that all participate. Offer

## The 10 Commandments Bible Club Lessons

## Orientation 5<sup>th</sup> Grade

them simple phrases they can pray like "Good morning Father", "Thank for for today", "Bless my parents and or teacher today".

### Personally Responsible To Know About God

Help them understand their faith is their responsibility now. They should be letting their curiosity about God have first place in their lives.

### Your Faith In God Matters!!

- You have questions, Ever wonder, "Why you were made? or What you are supposed to be? Ever wonder how we know God is real? Why bad things happen?"
- God made you to have questions because
- He wants to answer your questions
- He will answer them as you read the Bible, hear teaching and in your heart.
- He does not answer all your questions right away, but He will answer.
- Some people don't believe God talks. But he gave you a mouth and ears so He can talk with you.
- You should ask God your questions. It will build your faith as He answers them.


### Read Your Bible *(You May Choose To Reward Those Who Read Often And/Or Share With The Group.)*

- We are going to help you to be able to read your Bible. We will give you passages to read at home or during recess, until we come back to Bible Club the next week. Sometimes someone may be given permission to share with the whole group. They may share what they read in the Bible or their devotional and what it meant to them.

### Be An Example

- Younger students want to be you!!! They look up to you.
- Do your best to behave the way Jesus wants you to.
- If you find you mess up, pray and ask for God forgive you.

### Officers Use The Devotional



- God is working on you to make you what you ought to be. "He who started a GOOD work in me will be FAITHFUL to complete it!!!! Do the Devotional

#### • 3<sup>rd</sup>-5<sup>th</sup> Grade Student devotionals:

- <http://cefpress.com/Book-1-What-a-God-NIV-1-55976-11801.html> This attractive, affordable daily devotional book answers kids' questions about God the Father and God the Son and gets them started on a daily quiet time. The book contains two months of devotionals, prayer starters, memory verses and activity pages. They can be purchased in bulk through Child Evangelism Fellowship website. You can contact the CEF if you want to start a GOOD NEWS BIBLE CLUB after school
- 5<sup>th</sup> grade officers must read their daily devotions as part of their Bible Study habits.
- Invite the adults in your family to ready them with you.

### 5<sup>th</sup> Grade Testimonies:

At the end of the year the very last meeting the 5<sup>th</sup> graders stand across the front and tell the rest something that is meaningful about their time in Kid's for Christ. Like a favorite lesson of something the Lord showed them. Mabey how their faith grew or changed.

## OFFICER RESPONSIBILITIES

### Prep Time Before

**Start arrival for 5<sup>th</sup> Grade Student/Leaders 15 min earlier than other grades**

- Eat breakfast 1<sup>st</sup> (If Possible, eat breakfast at home on club day so you can come early)
- Join Prayer Circle, pray in turn and motion to the next person
- Listen to devotion or Bible Study Lesson, Get Assignment for next week
- Share last Week Bible Study
- Volunteer for a Leader Tasks when arriving.

### Arrival Time Leader's Tasks

1. 1st one to arrive get clipboards and checks in
2. That student will check in rest of the 5th graders
3. CD player needs to be set up and turned on
4. Someone to set up the cones
5. Call the office to make the announcement for students to come to the room
6. Open and Close in prayer
7. 10 Row monitors - Greeters attention helpers, basket- holders (show the children where to sit)?
8. 1-10 lead the song and teach the hand signs
9. Some to assist with lesson props, for example 10 students to hold the 10 Commandment cards
10. Dismissal Monitors 2 friendly Door people (2 for top & Bottom if there are Stairs)

### During Meeting 7:30

1. Open in prayer
2. Stand at beginning and end of each row
3. Help show students where to sit
4. Teach kids to signs for the song
5. Keep students attention
6. Hand out gifts

### Ending & Exiting Safely

7. Help Kids Stand in rows grade by grade.
8. The music will help them quietly walk in line to exit
9. Monitor any doors & stairs
10. Put CD player, Cones & Attendance Roll Clip Boards

### Tips for 5<sup>th</sup> graders to help students stay focused:

**Make eye contact, Smile and point to teacher**

Use Only the shush sign (*put your finger over your mouth do not make the hush sound*)

Point to your eyes, then point to the adult of student speaker

Smile

**Touch the student's shoulder and point to teacher**

If the Teacher says:

**"Kids for Christ SAY?"**

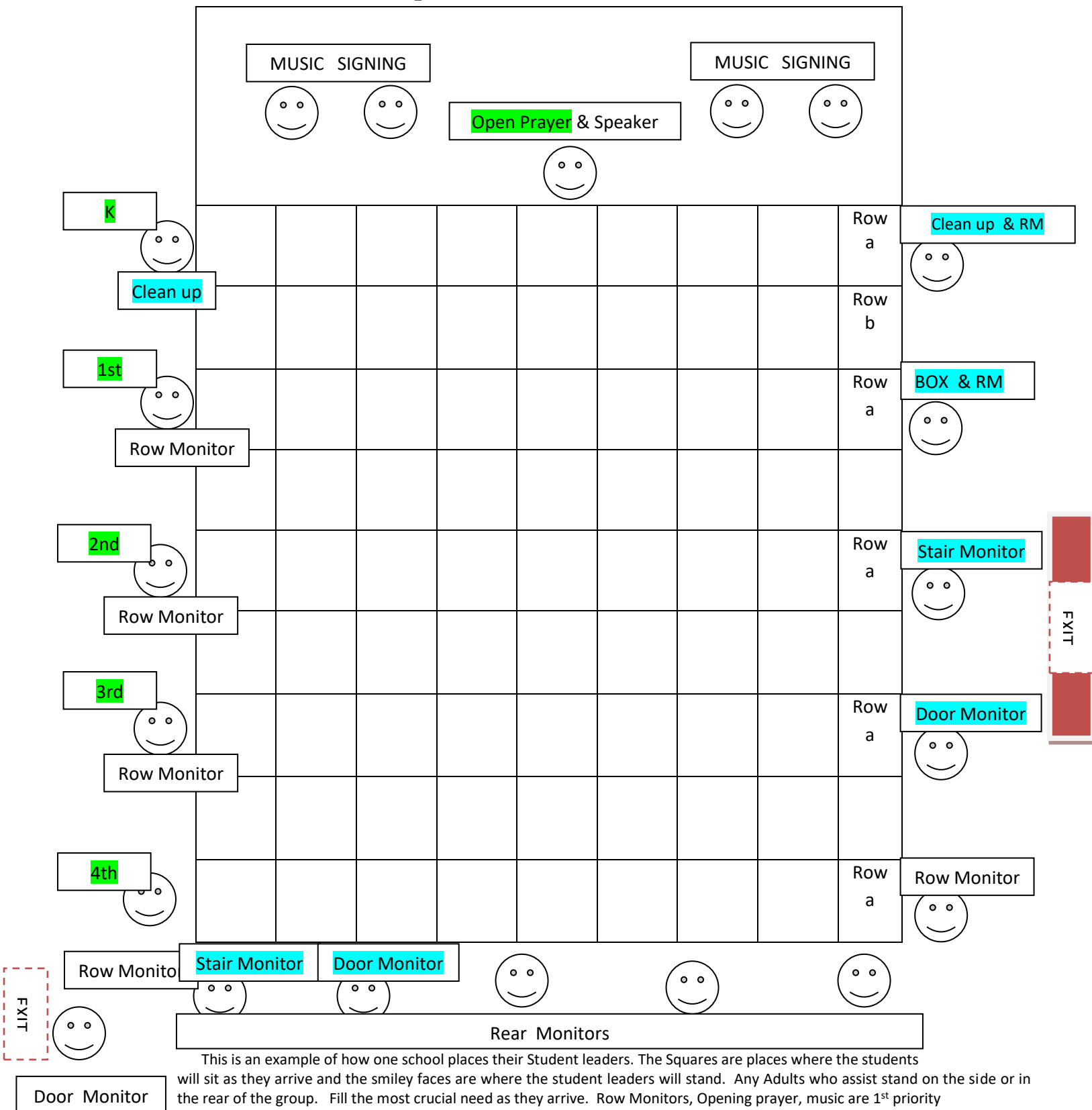
5<sup>th</sup> graders help lead them when you say the answer with them.

**"Amen and Amen"**

### 5th Graders Inviting Guest Speakers

If there is a Pastor or a person that a student would like to come and speak at Kids for Christ Club Meeting, you can invite them to come. You can also invite other 5th graders to join the club even after sign up is over, they might not be able to get a T-shirt but they can still sign up by giving them a permission slip for their legal guardian/Parent to sign. The schools keep these permission slips on file so they can track the students enrolled in the club.

# Student LEADER TASKS Map



# The 10 Commandments Bible Club Lessons

## Get Ready to Start

Orientation 5<sup>th</sup> Grade

### THINGS TO DO:

- PERMISSION SLIPS
  - Every student is given an opportunity to join by a permission slip that is sent home to their parents
  - There is a Bible & T-shirts order form attached to the Permission slip. Purchases are NOT mandatory.
  - Parents have the option to buy them if they choose.
  - Change the dollar amounts on the Form to be what your school and costs permit.
  - Fill out the Information before Copies are made. Schools will often handle this part as part of the service they provide for all Clubs.
- FUNDING
  - The Permission slip includes an order form for a Bible and a T-Shirt that the Parent purchases.
  - The Bible is sold at or near cost.
  - The T-Shirts are the Club fundraiser. The mark up on the shirts over the cost of having the printed through a local printer is how the items given away with the lessons and Devotionals are paid for by this method. If a club does not have significant sales the Organizer may seek funding for the club from community sources like local churches & individuals.
- ORDERING
  - Once the orders are in and funding is set:
    - Order T-Shirts & Bibles (IBS.org)
  - After those are distributed and squared away
    - Order Devotionals (Child Evangelism Fellowship)
    - Have Copies of Lesson Book & Handouts from the Lesson Plan Printed
  - PRINTING Lessons & Handouts
    - A printed Copy of the lesson Plan is a great advantage.
    - Get copies made of the handouts for each child
    - Recommend Laminating or sheet Protectors for Flash Cards
  - FINALLY
    - Order Lesson Give Aways (Oriental Trading.com)
- BOOKEEPING
  - Most schools prefer to manage Fundraising for all Clubs through their own bookkeeping Department. The school Principal will advise you on this. There are times when reimbursement is the most timely and simple way to handle transactions. Work with the school before you proceed to avoid unnecessary conflicts. Some require paper work to open a Club Account, apply for Fundraising, Purchase Orders, Shipping Documentation, Original Orders & Receipts. Be Patient and cooperative.



**PERMISION SLIP & T-SHIRT/Bible Order Form:***\*\*Please send one separate form per Child*

Orders Must Be returned by:\_\_\_/\_\_\_/\_\_\_

Child's NAME \_\_\_\_\_ Grade \_\_\_\_\_ Teacher's Name \_\_\_\_\_ \$ \_\_\_\_\_ Pd. \_\_\_\_\_

Check Items you want to order and write size:

\_\_\_ \$ 14.00 I would like to order T-shirt (size \_\_\_\_\_) |  
 (Add \$1 for Adult 2X 3X)

\_\_\_ \$ 6.00 I would also like to order the NIV Children's Bible

**T-Shirt \$14**

Circle Size:

**Youth:** X-Sm Sm Med Lg**Adult:** Sm Med Lg 1X (add \$1 for 2X 3X)**NIV Children's Bible \$6.00**

Written especially for children. It's an easy-to-read Bible with 24 color insert Bible illustrations and call-out scripture passages. Special helps in front introduce kids to the story of the Bible and give a short overview of each book of the Bible. Bright cover art draws kids to reading. Easy-to carry softcover edition. Ideal for children ages 6-10.  
 1,316 pages. (5-1/4" x 8") Softcover

------(cut here)-----

Student Name: \_\_\_\_\_ Grade \_\_\_\_\_ Teacher \_\_\_\_\_ Age \_\_\_\_\_

**Dear Parents,**

The Kid's for Christ Bible Club is glad to let you know that it is meeting at \_\_\_\_\_ Kids for Christ is a voluntary Christian club for any kindergarten through fifth grade student. It is Biblically based student club and is open to all denominations.

- Students enjoy the fun as Kid's for Christ helps teach & encourage their faith.
- So many parents appreciate the values they hold are being encouraged while their children are away from them.
- Students feel safe as they experience a caring atmosphere in their learning environment that last through the day.
- Christian character values you teach them such as the kindness, truth, patience & self-control that Christ teaches are supported on a weekly basis.
- They experience positive peer pressure since it is student led and student run.

Students organize leaders who invite guest speakers from the area. Speakers often feature various Children's Ministry Art forms such puppet shows, music & exciting object lessons. The club also helps organize the yearly **See You at the Pole** prayer event & **National Day of Prayer** for any student who wants to attend.

**When & where does it happen?**

Students come to meetings on a strictly voluntary basis. The club meets weekly from 7:30-7:45 am before school begins. \_\_\_\_\_ are the volunteer adult facilitators.

Please fill in the information below &amp; return.

I, \_\_\_\_\_, give permission for \_\_\_\_\_ to attend Kid's for Christ Bible Club.  
 (Legal guardian's Name) (Child's Name)

**Guardian's Information:**

Guardian's Signature: \_\_\_\_\_ Phone Number: \_\_\_\_\_ DATE \_\_\_/\_\_\_/\_\_\_












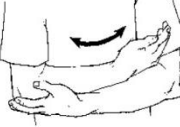
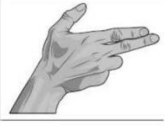





## GOD'S TOP TEN SONG SIGNS

CD "God's Ten Best" by Publisher Gospel light



CHORUS: "This is God's top Ten" (Repeat 4 times) Sing Chorus again after #4, #8 and #10

<p><b>#1</b> There is only <u>ONE</u> real <u>GOD</u> He's the only God to serve</p>  	<p><b>#2</b> Make Him 1<sup>st</sup> in everything, Idols always throw you curves</p>  
<p><b>#3</b> Do not use God's <u>NAME</u> to swear, watch what you say</p> 	<p><b>#4</b> Don't forget God's day of rest, respect that Holy day</p>   <p>Jesus Church</p>

CHORUS: "This is God's top Ten" (Repeat 4 times)

<p><b>#5</b> Show respect for your mom and dad in the things you do and say</p>  <p>Baby</p>	<p><b>#6</b> Don't murder anyone at all, take a life and you'll have to pay</p>  <p>Shoot</p>
<p><b>#7</b> Marriage between one man one wife, be faithful all your life.</p>    <p>Hold up one finger on each hand then do the Marriage sign</p>	<p><b>#8</b> Don't take what isn't yours. take only what your money buys</p>   <p>Steal Give, pay</p>

CHORUS: "This is God's top Ten" (Repeat 4 times)

<p><b>#9</b> Don't lie about anyone, don't gossip and all that jazz</p>  <p>Truth</p>	<p><b>#10</b> Don't be jealous of others things, be satisfied with what you have. Thank you God</p>  <p>Thank you God</p>
--	--

"Now we have talked about God's main rules"

"Covered from 1-10"

"Let's count back from 10-1" (They count backwards then repeat)

"This is God's top ten"

"This is God's top ten"

"This is God's top ten" (Several times till the end of the song)



Shirt Front. Have the T-Shirt maker add "at" Meeting Location in small print below the art work example: "at Neighborhood Elementary"







T-shirt back, they may request to use similar fonts available to recreate the text effects

God has not given us  
a spirit of *timidity* (*that's fear*), but  
He has given us a Spirit of

*Love, Power &*

SELF-DISCIPLINE

-2 Timothy 1:7



## The 10 Commandments Bible Club Lessons

Orientation 5<sup>th</sup> Grade

These are sample of items included in these lesson plans. Some of these items are no longer available.

Simply substitute them with other items. Kids enjoy a wide variety. Just adjust lessons for what you can find.

TOOLS: *(Funds for these items come from T-Shirt Sales to Club Members or an outside sponsor)*

### MUSICAL

- GOD's TOP TEN
- Song hand motion sheet

### Bibles & Devotionals

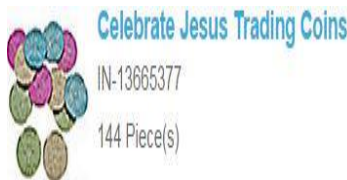
- Student devotionals:  
<http://cefpress.com/Book-1-What-a-God-NIV-1-55976-11801.html>

- www.IBS.org - Student Bibles

### Lesson Hand out Items

- www.orientaltrading.com - Hand out Items - Item numbers & pricing listed in lessons for 2014
- swap out the object lessons if the listed ones become no longer available.

These are the handout items used in this club lesson pack that were ordered from Oriental trading.com  
You may need to substitute if items become unavailable. Find tokens that become lesson reminders. Other handouts such as bookmarks & color sheets are simply printed out & cut up if needed. Those are in the last pages of the material.



3 \$5.25



■

# LESSONS

- I. The most important thing to Know .....** Error! Bookmark not defined.
- II. The 10 Commandments by Number .....** Error! Bookmark not defined.
- III The 10 Commandments by Topic Part I** Error! Bookmark not defined.
- IV. The 10 Commandments by Topic - Part II**Error!   Bookmark   not defined.
- V. Learning the 10 Commandments by Topic   Part III**Error! Bookmark not defined.
- VI. Which is The Greatest Commandment?**Error!   Bookmark   not defined.
- VII. The Rich Young Ruler .....** Error! Bookmark not defined.
- VIII. Memory Verse - Mark 12:30 .....** Error! Bookmark not defined.
- IX. Camels & Needles? .....** Error! Bookmark not defined.
- X. The Golden Rule .....** Error! Bookmark not defined.
- XI. Jesus Prayer matched the Commandments**Error!   Bookmark   not defined.
- XII. Which way do they go? .....** Error! Bookmark not defined.
- XIII. Heart of Stone or Flesh .....** Error! Bookmark not defined.
- XIV. Did God REALLY SAY? .....** Error! Bookmark not defined.
- XV. Days of Creation .....** Error! Bookmark not defined.





**TOPIC:** GOD IS the CREATOR

**WHY THIS:**

The Bible begins with telling us about God.

We should start there to.


**VISUAL TOOLS:**

**Wordless Book:**

- **Yellow** Page

**Bible:** GENESIS 1:1

"In the beginning God created the heavens and the earth."



**Novelty Hand out item**

Smiley face Erasers, stickers or scripture cards

**OPENING Song: God's Top Ten**

Use hand sign page to teach the club leaders before meeting starts so they can do motions as students arrive at club.

**Club Officer/Helper**

1. Learn & Practice Song
2. Prayer & Devotional Time
3. Choose Tasks

**START:**

1. Call Students & Start song
2. Stop Song, welcome students
3. Introduce volunteer Prayer leader
4. Invite everyone to bow heads and pray
5. Student prays then thank them as they go

**WELCOME TO BIBLE CLUB**

1. Introduce yourself & Adult Volunteers
2. Where to get permission slips to join
3. Tell them about the 5<sup>th</sup> grade helpers
4. What time it starts (*Don't skip breakfast*)
5. What they can expect this year

**Opening Prayer** *This is a good time to say short one sentence statements that teach about prayer.*

- Introduce a student volunteer to pray.  
We can pray for school teachers, cooks, principal...

**Closing Prayer** (You, a student of Guest)

*"Dear God thank you for creating the earth and the heavens and me! Thank you for all the great things that you have made for us to discover even about you."*

**MEMORY VERSE Tips:**

Use 5 sheets of card stock. On one sheet draw and color an hour glass or clock, on the next sheet draw hands shaping a clay pot, on another draw the moon and stars, on another draw the earth and finally the Bible. Take out the #1 Put God 1<sup>st</sup> Commandment Visual card. On the back of each sheet write the portion of the memory verse that will each picture goes with. Use the pictures to help them remember the verse.

**LESSON:**

## I. The Most Important Thing to Know

*(This Lesson is short because you will be organizing during your 1<sup>st</sup> group meeting)*

**What are the very first words of the Bible?**

❖ Do you think they must be so very important for them to be the first thing God would want to say?

❖ To find the first words in the Bible, we open it to the First book. Its name is Genesis, Genesis means "The beginning"

❖ So, the first words of the Bible are in the first chapter and first verse. That's Genesis 1:1. Say it with me, **Genesis 1:1**. This is what it says.

*It says, "In the Beginning...."*

That's the 1<sup>st</sup> thing it says! Because the Bible records the very beginning of everything. But in the Beginning WHAT?

What do you think it says next? *(Some students may know, but let them try to guess until you hear the right answer or tell them)*

*It says, "In the Beginning.... God" ...*

Well, there it is. The most important thing you can know in your whole life is GOD.

The God wanted you to know that GOD was already there! He had always been there! There is a lot to know about God!

Things like, there is only ONE God and that He created EVERYTHING!

We need to know more. So, one thing we learn here in Genesis 1:1 is that God was already here in the beginning. Let's hear the rest of the verse.

*"In the beginning God created the heavens and the earth."*

So, know in the very first words of the Bible we learn the MOST important things to know.

1. There is only ONE God.
2. He already existed before and
3. He is a creator of everything.

He created the heavens and the earth. Well, that's everything that we can know anything about. Including YOU and me. If you keep reading you will learn much more about

**Teaching with a VISUAL MEMORY VERSE:**

Front

Back Picture

"In the Beginning"

Hour Glass

"God"-

1st Commandment Visual Card

"Made"

Hands forming clay pot

"The heavens"

Stars & Moon

"and the earth"

Earth

"Genesis 1:1"

BIBLE

# The 10 Commandments Bible Club Lessons

## Lesson 1

how God made everything. You can learn about God from the things he made. Creation is so complex it must have had someone to make it. You would never think a BOOK Just appeared. It is too complex to think it just happened all by itself. A book needs someone to write it, someone to print it and someone to glue it all together. We can see Someone smarter than any person made creation. So, we can see there must be God because we are so much more than a book. But God also told us about Himself in the Bible. The Bible is a very special book. We will talk about the Bible itself more. But For today, we want to talk about the very 1<sup>st</sup> words in the Bible.

God shows us how to have the very best manners. He did that when he had the very 1<sup>st</sup> words of the Bible to be:

*"In the beginning God*

Before He told us very much, He introduced himself to us. He did that again when he gave us the 10 Commandments too. He introduced himself as our creator in Genesis and in the very 1<sup>st</sup> Commandment he tells us "I am the Lord your God who delivered you from Egypt and bondage. He introduced himself and let us know He had already done and wants to do good for us.

In the 1<sup>st</sup> Verse of Genesis, it shows there was no life on earth. There was not even any EARTH yet! There was ONLY GOD!

The 1<sup>st</sup> verse says;

*"In the beginning God created the heaven and the earth."*

There wasn't anything until God created it. Even TIME itself because God is eternal. We think as though no one was really here before us. Because we are created beings, not eternal, so we think everything had a beginning, But God was never made. He always was and ALWAYS will BE. He is ETERNAL. Eternal means FOREVER.

*Does Forever have an end? (No!)*

*Does Forever have a beginning? (No)*

*That is really hard for us to imagine, because everything we are had a beginning. That's what makes the 1<sup>st</sup> verse of Genesis SO important. It lets us KNOW God is Eternal.*

*If we can count, we can imagine God living forever. Let me show you. Every try to imagine the very LAST number? Who can tell me what the very LAST number is? Raise your hands. (Get a few answers and simply say is there the # they said plus 1?*

But we can add 1 more and keep going just by adding ONE MORE! You can count by 1 for all eternity and never stop! Mathematicians call it INFINITY.

So, there will always be another Day or moment ahead too even if most things don't Exist forever, there is a forever and there always will be! Because God is FOREVER!

We can use counting to help us know how to go back in time too. Just subtract one day at a time till you pass up the CREATION of Genesis 1 then keep going, the DAY before that and the Day before that, You Can't stop adding one more! Because there is NO BEGINNING or ENDING WITH GOD! And He made DAYS so we could COUNT and be able to know about ETERNITY and HIM!

### Duty to do Devotionals:

*Remind 5th Grade Officers about doing their devotionals.*

*It is the required DUTY of an OFFICER.*

*If we are going to PUT GOD 1st, We must put learning about Him before everything else.*

*If we are going to lead then we are doing what we are sharing with the other students.*

*We will be very blessed by knowing God's ways so we can live them. That means we do our Bible homework too.*

*Start giving them short passages to read.*

### HOMEWORK:

#### Read Genesis 1:1-2:3

*Read the Bible and imagine it happening. Picture how each step may have been so you can REMEMBER it forever.*

*Read Genesis 1 all the way to the 3rd verse in the next Chapter, 2. There are some very important things given for God's people to know in those verses.*

*See if you can find which Day of creation God created TIME. What did He do so we could measure time without a man-made clock. One hint is early man-made Clocks were SUN DIALS. Genesis tells us God made something to be our way to measure time.*

*There is more that God told us;*

*"The Earth was Formless and Void, and Darkness covered the "Waters" of the deep... And the Spirit of God was hovering over the Waters of the Deep and GOD SAID, "Let there be Light!" and there was light!"*

*"The Waters" was maybe just a soup of Liquid elements swirling around all of everything God needed to make it all was floating around in nothing. Ever see video of a liquid blob floating inside the Space station. The astronauts play with it's just floating around with no gravity?*

How did God MAKE the LIGHT?

He just SP

**TOPIC:** Learning the 10 by Number Pictures

**WHY THIS:** God is Good. His rules are Good too. We should learn to do them Because God Wantd goodness in us too.

**VISUAL TOOLS:**

**Wordless Book:** Black Page

**Bible:** Dueteronomy 5:6-21 & Exodus 20:1-17

**Visual Tools** Visual Flash Cards

**HandOut:** Ten Commandment Color Sheet

Print and cut copies in Resource section

**Opening song:** God's Top Ten

Use hand sign page to teach the club leaders to do motions as students arrive at club.

**Club Officer/Helper**

1. Learn & Practice Song
2. Prayer & Devotional Time
3. Choose Tasks



**START:**

1. Call Students & Start song
2. Encourage them to do the motions
3. Stop Song, Good Morning welcome students
3. Introduce volunteer Prayer leader
4. Invite everyone to bow heads and pray
5. Student prays then thank them as they go

**WELCOME TO BIBLE CLUB**

1. Introduce yourself & Adult Volunteers
2. Where can others to get permission slips
3. Tell them about the 5<sup>th</sup> grade helpers
4. What time to be at club (*Don't skip breakfast*)
5. What they can expect this year

**Opening Activity**

Ask 10 5<sup>th</sup> grade leaders to help you hold up the visual cards facing the group. Hand students the Visual cards to them in random order. Then tell them to put themselves in order. As they are arranging themselves in number order, tell the rest of the students how the Commandments help us know how to get ourselves in order.

**Opening Prayer** *This is a good time to say short, one sentence statements that teach about prayer.*

- Introduce a student volunteer to pray.
- (Lets remember to pray for our lawmakers to know God's Law are Best)

**Closing Prayer** You, a student or guest.

*Thank you God, our Father, who lives in heaven, for teaching us about what goodness is to you and to others. I Love you so much already and I want to love you more! I want to love you with all my heart, my whole mind, all of my soul and all of my strength too. In the Name of your son Jesus I pray..* "and Kids for Christ Say? Amen & Amen"

**LESSON:**

## II. The 10 Commandments by Number

(Go through each Visual Card and point out how the number is also a picture of God's Commandments).

### #1. PUT GOD 1<sup>st</sup>

(move card up when you say the number one)



The number one is a good helping us remember to **PUT GOD 1<sup>st</sup>**. We can remember this commandment because there is only ONE true living God. So we must always ...

**Say it with me,** "PUT GOD 1<sup>st</sup>."

### #2. DO NOT BOW TO IDOLS

See how the number 2 is bent over like it is bowing. Bowing is something people often do when they worship. When we see the number 2 bowing we remember... do not bow to Idols.



**Say it with me.** "Do Not Bow To Idols."

### #3 DO NOT TAKE GOD'S NAME IN VAIN

See how the number 3 has a little piece in the middle. This little piece is kind of like a tongue.



(place your hand flat in front of it and wave it imitating a tongue)

This tongue in the middle of the number three is helps us remember that #3 is about what we say.

The third Commandment teaches us that the name of God is Holy. We are to treat it with our biggest respect. His name is only to be said when we are talking to God or about him with our biggest respect & reverence Number 3 is "Do not take God's name in Vain"

**Say it with me,** "Do not take God's name in Vain"

### #4 GO TO CHURCH & REST

See how the number 4 looks like a cross & has an arm pointing up.

(Point out the cross and the arm pointing to heaven)



This cross helps us to remember that this commandment is about "remembering the Sabbath day and keeping it Holy". We say "Go to Church and Rest. It is a commandment.

**Say it with me,** Go to Church and rest

### #5 HONOR YOUR FATHER & MOTHER

See how the bottom of the number 5 looks like a rocker?

(Rock the card as though the bottom of the number were the rung on a rocker)



Number 5 is Honor your Mother and Father.

If you do you will blessed and live long on the earth.

**Say it with me,** Honor your Mother and Father.



## #6 DO NOT MURDER



See how the number six looks like the barrel of a gun with a trigger.

*(Turn the picture on its side, so the line and hole look like a trigger and gun barrel...hold it like your are aiming a gun )*

The shape of the number six reminds us of a gun and helps us remember the sixth commandment tells us DO NOT COMMIT MURDER.

**Say is with me,** “#6 is DO NOT COMMIT MURDER.

## #7 Be MAN &amp; WIFE faithful FOR LIFE



The number 7 is the number of completion. When a man and woman marry they become One. *(Turn the card so and use your finger to outline the heart)*

Divorce breaks God's heart. Show the broken line in the heart the number 7 makes.

This commandment is "Do not Commit Adultery We say, "Be man & Wife, faithful for life".

**Say it With me,** "Be man & Wife, faithful for life".

## #8. DO NOT STEAL.



See how the handcuffs look like the number 8 & if you turn the number 8 on its side *(Now, Turn the card sideways)*

And the #8 looks like it could be a robber's mask. Number 8 is DO NOT STEAL

## #9. DO NOT BEAR FALSE WITNESS



Number Nine says, DO NOT BEAR FALSE WITNESS. **Say it with me,** "Do Not Bear False Witness"

This boy is a yellow bellied coward because he did not tell the truth. Only a coward tells a lie. The number 9 is hanging its head in shame because he told a lie. When we are asked for the truth, we must not lie about others or what we witnessed happening. See the compass.

*(Point to the Compass)*

A compass is a tool people used before GPS that helps us find direction we should travel in. If you ever saw a compass, you know that the needle in a compass always points to TRUE

north. Because it points true north we can use it to find which way to go. If we follow truth we will end up in God's Kingdom.

**Say it with me,** "Do Not Bear False Witness"

## #10. DO NOT COVET



Oh look at this guy. Have you ever heard of the green eyed monster of Jealousy.

Our number ten looks like the Green eyed monster of jealousy because the tenth commandment is about coveting. Coveting is when we let jealous feelings about what other people have cause us to want their stuff.

**Say it with me,** "Do Not Covet

REVIEW & Memorize *(See Instructions in the Blue Bar on the right.)*

Now we are going to say them together.

**TEACH them to Remember:****DO NOT READ the lesson to them**

Study it, Practice it, and review it just before you teach. Use the cues on the cards. Do your best and trust God with the rest.

Let what you are teaching 1st become exciting to your own life and you be excited about the lesson when you present it. Keep in Mind that they are learning about GOD from you.

**VISUAL CARDS**

1. Hold up each card. Have the students say them without you.
2. You say it after them to confirm what they said.
3. Then mix the cards.
4. Example: Start with #6, Then number #8 Then number 2, then #1, Then #3 Then #9, Then #7... until you have gone through all of them.
5. Now put the cards where they cannot see them. Then call out "What is number"... (random) until you go through them all. And they can tell them to you without the flash cards.

As you pray their faith will be active to receive the blessings and counsel into their hearts. Prayer for them does not need to end here. You could ask for a list of student names by class. You can pray for them by name at home. You might consider giving a list of the kindergarden, first and second grade students and names to the fifth graders to pray with you for them.



**TOPIC:** Learning the 10 by Number

**WHY THIS:** Jesus taught that the all the commandmenst had just two subjects. How to love God and love people

**VISUAL TOOLS:**

**Wordless Book:** Black Page

**Bible:** Dueteronomy 5:6-21 & Exodus 20:1-17

**Visual Tools** Visual Flash Cards



Two knot Bracelets  
IN- 24/365  
\$5.25 for 72 pcs

Opening song: **God's Top Ten**

Use hand sign page to teach the club leaders to do motions as students arrive at club.

**Club Officer/Helper**

4. Learn & Practice Song
5. Prayer & Devotional Time (Review home lesson)
6. Choose Tasks (Teach how to be effective)

**START:**

1. Call Students & Start song
2. Encourage them to do the motions
3. Stop Song, Good Morning welcome students
6. Introduce volunteer Prayer leader
7. Invite everyone to bow heads and pray
8. Student prays then thank them as they go

**WELCOME TO BIBLE CLUB**

5. Introduce yourself & Adult Volunteers
6. Where to get permission slips for others to join
7. Tell them about the 5<sup>th</sup> grade helpers
8. What time to be at club (*Don't skip breakfast*)
5. What they can expect today

**Opening Activity**

Ask 10 5<sup>th</sup> grade leaders to help you hold up the visual cards facing the group. Hand students the Visual cards to them in random order. Then tell them to put themselves in order. As they are arranging themselves in number order, tell the rest of the students how the Commandments help us know how to get ourselves in order.

**Opening Prayer** *This is a good time to say short one sentence statements that teach about prayer.*

Introduce a student volunteer to pray.

(Pray for courage and peace for each teacher & student)

**Closing Prayer** *You, a student or guest may lead.*

*Dear God We trust you know what is best. I want to learn about you so I will trust you. You are always here. Even though I can not see you, you see and hear everything. I pray that you will help me to know you are there with me. Help us do well today in school and show love and respect o my classmates and the adults who are taking care of us."*

**LESSON:**

## III The 10 Commandments by Topic Part I

After the students are in order have the first four hold the cards up high and the other 6 place the cards they are holding lower. Now go through each command and ask them what it says then tell them the right answer. As you go through them ask them if they know what some of the less common words that are underlined below mean, like 'Idol' & 'Vain'. Tell them you are going to be helping them learn more of what they mean. As you go through these 1<sup>st</sup> four

**Say,** *Jesus taught that God put the commandments in two groups. So lets go over them and find out who they are for or about.*

Say them together then ask who is it about? Give them clues but let them try to answer, then you say YES, and say the right answer.

*#1. There is only ONE PUT GOD 1st. Who is it about? - God*

*#2. Do not bow down to Idols - Who is it about? - God*

*#3 Do not take Gods name in vain. - Who is it about? – God*

*#4 Go to Church and Rest - Who is it about? – God*

*All four of these commandments are about how we treat God.*

*Now lets look at the next group.*

( Have the 1-3 lower their cards and have #4 stay up then raise 5-10 high.)

*#4 Go to Church and Rest - Who is it about? God and People*

*#5. Honor your Father & Mother. Who's it about? Parent People*

*#6 Do not Murder. Who is it about? – All People*

*#7 One Spouse faithful for life. Who's it about? Married People*

*#8 Do not steal. Who is it about? All People*

*#9 Do not bear false witness Who is it about? All People*

*#10 Do not covet. Who is it about? All People*

(Point to 4-10 and have those students hold the cards higher)

**Say:** *Look at # 4 is about both God and people too and allthe rest are of these commandments are about people.*

One Day some Pharasees tried to trick Jesus and asked Him which one of the Commandments was the greatest. He said (Point to 1-4) Love the Lord Your God with all your heart with all your mind and with all your strength... This is the FIRST and greatest Commandment, and the second... (Point to the last #4-#10).... is like it, Love your neighbor like you love yourself.

THEN He also said... ALL the LAW and ALL the Prophets hand on these two. Jesus was saying that what matters to God is that we LOVE God and LOVE people. We can't just act like we do. We really have to love in our actions. All the LAW and ALL that the Prophets said teach us how to do these two things. Love God and Love people.

**Hand Outs** (*Give out After Closing Prayer*)

**Hand out the Bracelets.** These two knots that form this bracelet from one string are like the two subjects of the Commandments, The two knots are Like God's promise to us if we will Love God and Love People... Just like this string is held into a bracelet by these two knots, these All the rest of God's commands is held together by these two subjects. Love God and Love People .

## LESSON:

## IV. The 10 Commandments by Topic - Part II

Go through each Visual Card again, tell how the numbers are also a picture of God's Commandments. Refresh their memory.

Today is about commandments 1, 2, 3 & 4 because these four tell us how to worship God. God tells us what makes His heart happy. He wants to be treated well. He treats us very well so we ought want to bless Him. So the first four commandments teach us how to treat God well, that is worship. We will learn how to worship with our whole heart.

## #1. Put God 1st. (move card up when you say the number one)



The number one is a good helping us remember to PUT GOD 1st. We can remember this commandment because there is only ONE true living God. So we must always PUT GOD 1st

**Worship the right and only God**

In this 1st commandment He introduces himself to us. It is always good manners to introduce yourself to people when they don't know who you are. You tell them your name and a little something about yourself. Many times, the first thing people talk about when first meeting you is how you may know them. Like maybe they are related to someone who is related to you. Maybe they live near you or work with someone who is friends with you. Maybe they have already helped you in some way and will tell you about it. In the 1st Commandment God introduces himself to us, He lets us know He is the only God. There are no other Gods but Him. All other gods you hear about are just made up by people. They are fakes. We should not let those fake, false Gods be more important than God in our hearts. He is the ONLY one and if we want Him to be God in our lives then we must "Put God 1st" So to help us remember the 1st commandment we say, "Put God 1st." Say it with me, "Put God 1st." How do you think it would make God feel if He looked at his throne and saw you had put someone else there in his place? You might think you could never put yourself in God's place. But sometimes people who listen to what they want instead of What God wants then they put themselves in Gods place. This first commandment God tells us how it makes Him feel when we break it. It makes him feel jealous for us. Imagine if you walked into your class in a little while and another person was sitting in your desk. Would you feel real icky & strange about that? Would you like feeling like someone was in space? In the place where you are supposed to be? Only God should be in God's place. That feeling is the right kind of jealousy. Its ok to be Jealous FOR what is supposed to be yours, but not jealous OF what others have. God is Holy. Nothing that is unholy can be in heaven with God. Do you know what Holy is? It is PERFECT LOVE. God loves perfectly. His Love is perfect and it is why HE is HOLY. Holy is the biggest kind of love there is. How many of you think you have really big love? Raise you hands. YES!! You have really BIG BIG love... so when you go outside on the playground you want to play with EVERYBODY!. You don't want anyone to feel left out, cause you have REALLY BIG love. (Most hands will stay up) And your love is SO BIG that you always treat your brother or sister really well!! Even when they don't treat you nice. (Hands will start to go down) And your love is so big when Mom says go make your bed or pick up your toys, you say, OH, YAY, thanks Mom I'm doing that right this second because I love you SO much! (This usually gets all but a few.) And of them you say Your Love is REALLY Really BIG!! But Gods love is SO Big it makes the person with the very Biggest love very, very small. That is why God is HOLY! That's really nice to know. Because we can know the Love God loves us with is always the same and is always right.

#2. DO NOT BOW TO IDOLS **Worship God in the right way****What is an IDOL?**

It's when we try to worship God in the wrong way. Creating an IMAGE to worship instead of God as He is. It's anything that is NOT God but we call it God. We need to Worship God in the right way

Remember the number 2 is bent over as if it is bowing. Why do people bow? It is something people often do when they want to say they have greater concern for whom they are bowing to than they do for themselves. It is showing the highest honor to bow. This reminds us that we only worship or bow to the ONE true God. We should not worship anything that is less than God. God is invisible and not made from created things like we are. He is not made of clay, wood, metal or stone like idols. He is not of the earth like we are. He made the Earth; the earth did not make him. so much better than ours. But we must let His love take over our love so we can be HOLY too. If we don't do that then our little love will lose to sin and God will feel jealous for us because He will be missing us. We don't want to do anything to let anyone else take God's Place. The first commandment lets us know only God can be God and his love will not let anyone else take HIS place. We do not bow down to idols that cannot be and are not God. God is the greater, more powerful, and smarter than anything else is. Everything else was created by Him. Since He made Everything HE is the greatest! We can be jealous for our own things. God is Jealous for us. He doesn't

**What is Wholehearted Worship?**

**1st commandment =**

•Worship the right and only God

**2nd commandment =**

•Worship God in the right way

**3rd commandment =**

•Worship God sincerely

**4th commandment =**

•Worship God with others regularly

want anything to replace His Place in our hearts. To Worship God we must worship Him as the RIGHT and ONLY God. We PUT GOD 1<sup>st</sup>. These cute little erases will help us remember to God feels our love for Him when we PUT GOD 1<sup>st</sup>.

It insults God! Graven images and carvings could never be a God because they are made by people. God is so much greater than what we make. Imagine if you were to make a picture of your Mom or Dad and then decide to talk to your picture of your Mom or dad instead of talking to your Mom or Dad. If you really thought that picture was your Mom or Dad you would have made an Idol of your Mom or Dad to replace them. When we see the number 2 we remember... do not bow to Idols. Say it with me. DO NOT BOW TO IDOLS

### #3 Do Not Take God's Name In Vain



Taking His name in vain means that we are treating it as though it were useless. People should never say his Name in any useless way. Like some people say, get excited and they say, "OH MY. . blank", then they say His name

#### **Worship God sincerely**

Remember how the #3 has a little piece in the middle. This little piece is kind of like a tongue. This tongue in the number three is about what we say. The third Commandment teaches us that the name of God is Holy. We are to treat it with our biggest respect. His name is only to be said when we are talking to God or about him with our biggest respect & reverence. If we say God's name without any purpose then we are taking it in vain. Some people text OMG just to show they are excited, like on social Media sites. We should think about why this matters so much to God and to us. This should not be. Some even use His name to curse others or to express frustration and anger.... That is all very disrespectful toward God and we are commanded not to do it. God is very precious and Holy and so is His name. The little tongue in the number three helps us remember to not take the name of the Lord in vain. Say it with me, The third commandment is "Do not take the name of the Lord your God in vain." Say it with me: "Do not take the name of the Lord your God in vain."

#### **#4. GO TO CHURCH & REST** *Worship God with others regularly.*



What does the 4th commandment tell us about? Remember the number 4 looks like a cross & has an arm pointing up. This cross helps us to remember that this commandment is about. The Word Sabbath means rest. But not just any kind of resting. It is resting with the God. Knowing His Love is for others and us. Some people argue about when it is supposed to happen. Some say Saturday, Some say Sunday. That's really not the main Point.

The Sabbath was the last day of His work and For man it was the First day of His life and God had Adam spend His first day with Him. "Remember the Sabbath day and keep it Holy". This commandment is about both, God & Us. It is about when we worship and rest our bodies so we can be made strong for the week ahead of us.

God is Love. Love is Holy. Nothing unholy can be in God's presence. God wants us to be in His presence. So, He has to teach us what it means to be loved & to be holy. Holy is to be clean and pure in our Hearts, in Our Minds, in our Soul and in all we do. Keeping the Lord's day of Worship & Rest is a very important part of God making that happen so we can.

When we go to church and make Sunday our day of rest we give honor to both God and others. This commandment also says that we were not to make anyone else work on the Sabbath either. Not family, servants or even animals.

God wants all men and women to have equal freedom to worship him and rest with Him. So we should not go shopping, go to movies, or work on Sundays if at all possible. Only what is necessary to survive should be done. Like hospitals or police or firemen or similar types of work. If every one honors the Sabbath, even though some people have to work, they will not have as much work to do because everyone else will be resting. When we go to church, we hear the Word and sing Songs that talk to God and to our hearts, We pray together to God for ourselves and for each other. We practice Love for each other. We take care of God's message in our heart. We learn to get along by learning the ways God teaches us to get along. The Bible is taught, so we even learn how to love people who hate us and how to help those who do not believe in God. We have communion, get baptized, get married, and receive spiritual gifts in church. God calls Pastor's there to serve you on your spiritual course from the time you are born to when you die. He even leads your funeral. The Church is a wonderful Gift to us and we are so thankful that Jesus loves His church.

#### **Closing Prayer** (You, a student volunteer, or guest speaker)

I want you to know I love you and want to be able to always put you first. I want to do that starting today. When I listen, when I play, when I am at lunch, on my way home, at home, when I wake up. I always want to put you first in my thoughts and what I do. In the Name of the Father the Son and The Holy Spirit, Kids for Christ say Amen & Amen.

#### **HandOuts: Hand out the Put God 1st Erasers...**

*These erasers go on top of your pencil. They will help remind you there is only ONE God and we always PUT GOD first. He is always there*

*These erasers go on top of your pencil. They will help remind you there is only ONE God and we always PUT GOD first. He is always there.*

## TOPIC: Learning the 10 by Topic

**WHY THIS:** Each Commandment is unique and has much more to tell us than just a few rules.

## VISUAL TOOLS:

**Wordless Book:** Black Page

**Bible:** Deuteronomy 5:6-21, Exodus 20:1-17

**Visual Tools**

- **Visual Flash Cards**

**OPENING Song:** God's Top Ten

Use hand sign page to teach the club leaders before meeting starts so they can do motions as students arrive at club.

## Club Officer/Helper

1. Learn & Practice Song
2. Prayer & Devotional Time
3. Choose Tasks

## START:

1. Call Students & Start song
  2. Encourage them to do the motions
  3. Stop Song, Good Morning welcome students
  9. Introduce volunteer Prayer leader
  10. Invite everyone to bow heads and pray
- 5 Student prays then thank them as they go

## Welcome to Bible club:

1. Introduce yourself & Adult Volunteers
2. Where to get permission slips for others to join
3. Tell them about the 5<sup>th</sup> grade helpers
4. What time to be at club (*Don't skip breakfast*)
5. What they can expect this year

**Opening Prayer** This is a good time to say short one sentence statements that teach about prayer.

Introduce a student volunteer to pray.

"God answers us when we speak to Him. We can thank Him and trust Him for all the Good things He gives us."

**Closing Prayer** (You, a student volunteer, or guest speaker)

As we bow our heads so we only think about you as we talk to you. We thank you that you have taught us how we can show you love through all that we think, feel say and do. Help us remember you are with us and see us and know how we are treating you

## HandOuts: Lg Smile Erasers



## LESSON:

## V. Learning the 10 Commandments by Topic Part III



Remember the Sabbath was about REST... not just for you but for EVERYONE and even animals that do work for us. Would you believe I loved you if I did not want to be where you are? What about if people are gathering to honor you and I don't want to be there too? We know we love God when we want to be around the people who love God too. When we want to celebrate Him.

## 5. HONOR YOUR FATHER & MOTHER

See how the bottom of the number 5 looks like a rocker? (rock the card as though the bottom of the number were a rocker) Normally Parents give you your name and take care of you. They make sure you have food & clothes so you can live.

They are the first authority in your life.

God wants us to honor them and as we do that we also learn to honor other authority including God. This commandment promised that if we honor our parents we will be very blessed.

Parents must teach children to how honor them & God so they can easily honor God. We practice honor for our parents when we thank God that they are our parents. God put you in your family and no matter how your family is if you thank God for them, all the great things you can become will be from them. God can do great things for you with out your family but He wants us to honor them because it is how you honor Gods choices for you.



## #6. DO NOT MURDER

See how the number six looks like the barrel of a gun with a trigger.

(Turn the picture like your are aiming the line)



The shape of the number six reminds us of a gun and helps us remember the sixth commandment tells us DO NOT COMMIT MURDER. Say is with me, "The sixth commandment is DO NOT COMMIT MURDER. God want us to choose life for ourselves and others. He is the one who gives life and only He should say

when we die.

We like that God says murder is wrong. He wants us to stay alive.

God wants everyone to respect each other even our enemies. All acts of Murder are wrong, even if that murder happens before a person is born. Abortion is murder.

Thinking about suicide is thinking about comiting murder. Suicide is self murder. Jesus taught that speaking in a hate filled manner about another person is related to murder and the person who does this is in danger of not receiving eternal life. That tells us God wants us to be safe from each other.

## #7. Be MAN & WIFE, faithful FOR LIFE

This commandment is "Do not Commit Adultery." That is when a person is not faithful heart & body to the person they have married. When a man and



woman get married they complete each other. God honors marriage as holy and a married man & woman should be faithful to each other. God hates divorce. In Genesis He said that a man should leave his parents and become one with his wife for their whole life together. God says we are to have only one spouse



for life. Say it with me, Do not commit adultery. The number 7 is the Bible number for complete. We say it means, Say it With me, "Be man & Wife, faithful for life".

## #8. DO NOT STEAL.


See how the handcuffs look like the number 8 & if you turn the number 8 on its side (*Turn the card sideways*) it looks like it could be a robber's mask. Number 8 is DO NOT STEAL.



People who steal should go to jail because it is wrong to steal. Stealing takes things away from the rightful owner. People who steal do it when they think no one is watching.

## #9 Do Not Bear False Witness

The number nine has a shape like someone who is hanging their head in shame. This commandment is about truth. Number Nine says, DO NOT BEAR FALSE WITNESS. (*Say it with me.*) This boy is a yellow bellied coward because he did not tell the truth. A witness is someone who knows the truth about someone or something. Like when a witness goes to court and is asked to tell the truth about something. When asked to tell the truth we must not lie about others. It would be better to not tell what we know than to choose to lie about something we know. Only a coward would lie.



See the compass. A compass is a tool people used before GPS that helps us find direction we should travel in. If you ever saw a compass, you know that the needle in a compass always moves to point to TRUE north. Because it points true north we can use it to find which way to go. If your compass was broken, it would be a false witness and you would get lost.

The compass on our number nine is to remind us how important the truth is. Truth is like a compass. It gives us clear direction so that we will not end up in the wrong Kingdom of darkness where the father of lies is the King.

## #10. Do Not Covet Things

Oh look at this guy. You have ever heard of the green eyed monster of Jealousy?



Our number ten looks like the Green eyed monster of jealousy because the tenth commandment is about coveting. Coveting is when we let jealous or bad feelings about what other people have cause us to want their stuff.

This commandment is very different from the others because it is not about an action that we do. This tenth commandment is about coveting. Coveting is something we do in our heart where no one but God knows.

Coveting is when we like something someone has and we want theirs. Not that you would like one like it, but that you want that one. Coveting can happen when we don't ask God for what we want. We don't think we can have one too so we become sad or angry at them for having it. We will break the habit of coveting and send the green eyed monster away when we thank God for the things He gives to other people.

## SUMMARY:

All of these 10 commandments talk about how we ought to Love God and others. It tells us What God says is right and wrong. We must change our thinking and our ways to be like God's ways.

## Closing Prayer

(You, a student volunteer, or guest speaker)

Now that we have BEGUN to learn what it is to be holy. We pray you help us to understand better the depths of your love. You are good and generous. You are Kind and loving. We want to become Holy so we can be with you. Help us to change our minds and our ways to live like you say.

In Jesus Name we Pray,

And Kids for Christ Say: Amen & Amen

## TEACH THEM Blessing of GIVING

There are opportunities to offer the club to be involved in the community and world missions.

Samaritan's Purse started doing an annual missions effort using a simple Shoe Box that you fill with certain items and they distribute it globally to children around the world for Christmas.

Faith Prison Fellowship is a Prison ministry that began giving gifts for Christmas to children who have a parent incarcerated.

You can do a local event or connect with a larger organization and get your club to participate in an outreach to be a blessing to children they may never see until they get to eternity. When a Friend

One Club had each grade bring a certain item and then the club student leaders put the Shoebox Gifts together to send.

## SMILE ERASERS:

When we choose to forgive someone,



## TOPIC: Two Subjects Commandments

### WHY THIS:

God's Top Ten Rules tell us who and what is most important. Thinking about them by who receives the blessing the commandments, helps us know about what God wants for Himself and for His people

### VISUAL TOOLS:

**Wordless Book:**

**Black Page**

**Bible:**

Matt 22:34-40; Mark 12:28-34.

**Visual Tools**

Visual Flash Cards

### OPENING Song: God's Top Ten

Use hand sign page to teach the club leaders before meeting starts so they can do motions as students arrive at club.

### Club Officer/Helper

1. Practice Song
2. Prayer & Devotional Time
3. Choose Tasks
4. **Have students hold number cards like picture in the lesson**

### START:

1. Call Students & Start song
2. Encourage them to do the motions
3. Stop Song, Good Morning welcome students
4. Introduce volunteer Prayer leader
5. Invite everyone to bow heads and pray
6. Student prays then thank them as they go

### Welcome to bible club:

1. Introduce yourself & Adult Volunteers
2. Where to get permission slips for others to join
3. Tell them about the 5<sup>th</sup> grade helpers
4. What time to be at club (*Don't skip breakfast*)
5. What they can expect this year

**Opening Prayer** *This is a good time to say short, one sentence statements that teach about prayer.*

- Introduce a student volunteer to pray.  
"We pray to tell our love to God,  
to bless others and our selves"

**Closing Prayer** (You, a student volunteer, or guest speaker)

*"Thank you our Father who is in heaven for your words in the Bible that teach us Your goodness. Help each of us remember you are with us today, in school and at home."*

### Handouts: and out the Put God 1st Erasers...

*One Single Plain Eraser Topper can make the point. Only ONE ERASER can fit onto a Pencil. "These erasers go on top of your pencil. A Pencil Looks like the NUMBER ONE! They will help remind you there is only ONE God and we always PUT GOD first, ABOVE EVERYTHING."*

## LESSON:

### VI. Which is The Greatest Commandment?

Raise your hand if you find keeping the commands is hard to do by yourself? Shouldn't loving God & others be easy? We need to pray and ask God to show us why loving Him and his people is sometimes really hard. It's not hard for God but it is hard for us.

**Matthew 22:34-40**

34 Hearing that Jesus had silenced the Sadducees, the Pharisees got together.

35 One of them, an expert in the law, tested him with this question:

36 "Teacher, which is the greatest commandment in the Law?"

37 Jesus replied: "‘Love the Lord your God with all your heart and with all your soul and with all your mind.’ 38 **THIS IS THE FIRST AND GREATEST COMMANDMENT.** 39 And the second is like it: ‘Love your neighbor as yourself.’

40 All the Law and the Prophets hang on these two commandments."

Jesus taught all God's commands can be put into two groups. (The 4<sup>th</sup> one about the Sabbath, fits in both). He grouped them by who the commandments were about.

Do you remember the 1<sup>st</sup> four commands,? Let's say them together. (*Show the cards and Say them with them*) Whom do these tell us how to show love too? .... Yes! They are about **God!** Now let's say the next 6.

(*Show the cards and Say them with them*) Who do these tell us how to show love to? ... YES!! **People!! So Jesus rightly taught us that the commands are really TWO**

He didn't mean we didn't need to know them. He meant to show us that there is a lot to think about them once you do know

them. The Commandments help us know what is most important to God. Loving

Jesus clear said that ALL the LAW and the prophets hung on these two subjects ...nothing could be dismissed as having less value. Then it is invaluable for everyone to know these commands and live them with deep reverence

When the religious leaders tried to draw Jesus into a debate they asked him which of them was the greatest. Some people are always looking for a short cut. Each of the commandments tell us so much about How God loves us. In addition, How much He wants His love to be in us. He can see if His love is in us by the way we treat others. God and Loving People. If we love God 1<sup>st</sup> then loving what He created is much better.

God made the 4<sup>th</sup> Commandment to be about both God and US. Because we go to church to worship God and learn to fellowship with each other by His love. When God did that He made all the commandments equal. So the ones that offend people are just as important as the ones that offend God. If we don't want to offend God then we must not offend His people.



**TOPIC:** What must I do to be saved?

## LESSON:

### VII. The Rich Young Ruler

**WHY THIS:** This lesson Jesus uses the Commandments to teach the the Rich Young Ruler, the disciples and to prepare us to understand our need for a Savior.

#### VISUAL TOOLS:

##### Wordless Book:

- **RED** Page of the

##### Bible: Rich Young Ruler

Matt 19:16-26, Luke 18:18-27, Mark 10:17-27

##### Visual Tools



- Shiny Jesus Coin \$5.25/ 144pcs
- IN-13665377
- Visual Flash Cards

##### OPENING Song: God's Top Ten

Use hand sign page to teach the club leaders before meeting starts so they can do motions as students arrive at club.

#### Club Officer/Helper

1. Practice Song
2. Prayer & Devotional Time
3. Choose Tasks

#### Start:

1. Call Students & Start song
2. Encourage them to do the motions
3. Stop Song, Good Morning welcome students
4. Introduce volunteer Prayer leader
5. Invite everyone to bow heads and pray
6. Student prays then thank them as they go

#### Welcome to bible club:

1. Introduce yourself & Adult Volunteers
2. Where to get permission slips for others to join
3. Tell them about the 5<sup>th</sup> grade helpers
4. What time to be at club (*Don't skip breakfast*)
5. What they can expect this year

**Opening Prayer** This is a good time to say short, one sentence statements that teach about prayer.

- Introduce a student volunteer to pray.

"When we pray we can ask God to make well those who are sick, and to forgive those who treat us wrong. We can ask Him to show us if we are missing something up."

#### Hand Outs: Shiny Celebrate Jesus Coins

"The Bible teaches what we see as treasure is also where our heart is worshiping. Money is not bad unless we put it in front of God. This toy coin says CELEBRATE JESUS. This can remind us that belonging to JESUS is our true treasure. Money is only a tool. We trust Jesus for what we need. We can save money, but money can't save us."

Have you ever thought you did really well on a test but when you got it back, you were surprised because you had some answers wrong. Maybe much more than you thought? Maybe your grade was not as good as you thought it would be? Sometimes that can happen if we were not listening very carefully to what was really most important to learn. This is why we have tests, to find out if we are really learning important things. This is sort of what happened one day when a young man came to Jesus and asked Him a very important question. Jesus really wanted the young man to have the right answer but Jesus knew he didn't. This man is called the Rich Young Ruler.

The Rich Young Ruler thought Jesus would say that he had done everything there was to do. It seems He thought he would get a 100. He thought Jesus would tell everyone there that he got an A+! Do you want to know what the question was?

The young man asked Jesus what he needed to do to inherit eternal life. Jesus asked something very important of Rich Young Ruler. He asked him about the Commandments. This was Good. The man had studied and did his homework on the Commandments. He told Jesus he had kept them all since he was very young. This young man thought he had understood the lessons. The disciples seeing him from the outside thought he looked like he had. He had a good reputation. He was honest. He had become wealthy by treating people well. He thought he had put God 1<sup>st</sup>. He thought he believed in only one God. He thought he did not bow down to any idol made from things. He thought he had a 100 A+ for sure. Even the disciples thought this man had.

Then Jesus said something that puzzled all of them. He said, "**You lack one thing.**" Uh Oh! Something was wrong? Was Jesus saying the man did not have a 100 A+? Yes, but Jesus had to prove it to him. He told the man, "**go sell all you have and give it to the poor then come and follow me and you will inherit eternal life.**"

The man went away sad because he had great wealth. This man believed in Jesus. He believed Jesus was able to tell him how to inherit the greatest thing there was, eternal life. However, when Jesus told him how easy it could be, he just went away sad. Jesus said it is very hard for the rich to enter the Kingdom. It is not because Money is a problem, but because loving money more than God is a problem. The rich are not the only ones with this problem. Even poor people can put money before God. Money is an Idol for a lot of people. They think if I just had more money I would be happy. A person who waits for money to make them happy will never be happy. A person who tried to get to heaven because of money will only be weighed down. Jesus let us know that HE is to be our GREATEST treasure. He said we cannot serve God and Money. It's not bad to have money, but it is bad if money has you! If we love God we love him whether we are rich or poor. If we worship God we worship Him the way HE says, not the way money says

#### Closing Prayer (You, a student volunteer, or guest speaker)

"Thank you Lord Jesus for your words in the Bible that teach us that we show love with our Heart, Mind, Soul and Strength. Help each of us remember do this for you and others all day, in school and at home. I thank you that When Jesus taght about eternal life he said that even though it is impossible for us, it is possible with you."

## TOPIC: The Commandments with Jesus

**WHY THIS:** Introducing various Bible Translations or Versions. Our Memory Verse Sticker is in King James Version. Keeping older versions helps us keep the Bible accurately translated. While learning this valuable lesson on loving God we will also teach more about the Bible.

## VISUAL TOOLS:

**Wordless Book:** Black Page of the

**Bible: Mark 12:30**

**Visual Tools** PRINT Book Marks on CARD STOCK

Mark 12:30 Sticker

ITEM # IN-36/2178

2.25 per roll of 100



**OPENING Song: God's Top Ten**

Use hand sign page to teach the club leaders before meeting starts so they can do motions as students arrive at club.

## Club Officer/Helper

1. Learn & Practice Song
2. Prayer & Devotional Time
3. Choose Tasks

## Start:

1. Call Students & Start song
2. Encourage them to do the motions
3. Stop Song, Welcome students
4. Introduce volunteer Prayer leader
5. Invite everyone to bow heads and pray
6. Student prays then thank them as they go



## Welcome to bible club:

1. Introduce yourself & Adult Volunteers
2. Where to get permission slips for others to join
3. Tell them about the 5<sup>th</sup> grade helpers
4. What time to be at club (*Don't skip breakfast*)
5. What they can expect this year

**Opening Prayer** This is a good time to say short, one sentence statements that teach about prayer.

- Introduce a student volunteer to pray.

"We pray to tell our love to God, to bless others and our selves"

## Closing Prayer (You, a student volunteer, or guest)

"Thank you Lord Jesus for your words in the Bible that teach us that we show love with our Heart Mind Soul and Strength. Help each of us remember do this for you and others all day, in school and at home."

## HandOuts:

**Scripture Bookmarks, Mark 12:30 Sticker**

"We need to Hide the Word in our heart. So when we keep them in our memory it marks a place in our heart for God just like these book marks will mark a place in our Bibles"

## LESSON:

### VIII. Memory Verse - Mark 12:30

Give out the Bible page bookmark with the six scripture place holders. They can collect 5 new stickers to add to it that they can keep in their own Bible. This is the only time to get a book mark. This week you will use the Club time to teach Jesus 1st and greatest commandment from Mark 12:30 KJV as a Memory Verse. This is a good time to introduce that there are various Translations or Versions of the Bible. Our Memory Verse Sticker is in King James Version. USE ASL SIGN LANGUAGE FOR THE 4 Ways to Love God to help them memorize it.

"Last time we learned what Jesus said was the 1st and greatest Commandment. Do you remember what He said? It tells us we have four ways to show our love. The Bible has it recorded in 3 places. One of those places is in the Gospel written by MARK. Mark chapter 30 Chapter 12:30 is the address to find one of those places. Say it with me, MARK chapter 12 verse 30. You may read it on your sticker. This is what it says, "And thou shalt Love the Lord Thy God with all thy heart with all thy Mind, with all thy soul and with all thy strength." Let's say it together and listen for what the 4 ways to love God are, "And thou shalt Love the Lord Thy God with all thy heart with all thy Mind, with all thy soul and with all thy strength." That's the way your sticker says it. It is old English from the King James Version of the Bible. We don't use some of those words anymore. We you instead of Thou and Thy. We say shall instead of 'shalt'. Our English language is a little different today than it was when the Bible was Translated into English By King James. Did you know the Bible was not written in English?

The Bible was originally written in the languages that were spoken by the Jewish people. The main language in the Old Testament Is Hebrew and in the New Testament is Greek and Aramaic. When people who speak different languages than the original put the Bible in their own language it is called a translation. When there are several translations in one language they are called VERSIONS. This Version was written over 450 years ago in 1611. That's 2x's longer than the United States has been a nation.

This version uses old English words that we don't use any more so we need to stop and learn what they mean. Keeping very old translations useful helps us know if new translations are accurate. And it's fun to see how languages change.

All your heart, That's what you feel, All your Soul, That's what you Honor, All your Mind that's what you think, All your Strength, that's what you do.

**Now play a memory Verse Learning game.**

Write verse out on cut out shapes. Hand them to student leaders and have the group unscramble them. Then recite the verse hiding one part at a time.

**Say** the verse again and have them repeat it with you Then leave out the Key Words and let them try to say it without you. only a few Key words to help them as they try to say it alone. Help them remember "Love the Lord YOUR GOD" Heart, Soul, Mind & Strength'

Now say it jumbles up with the wrong words and ask them if what you said is right and let them tell you what you said wrong... example... "And thou shalt Love to please yourself, with all your heart..." Or "Love the Lord thy God with my Pop TART, With all dia-mond, all eye stores, and all buy tents"



**TOPIC:** Then Who can be Saved?**WHY THIS:****VISUAL TOOLS:****Wordless Book:** RED Page of the**Bible:** Rich Young Ruler:

Matt 19:16-26, Luke 18:18-27, Mark 10:17-27

**Visual Tools:**

- Stampers
- IN- 36/356
- \$8.00 48 pcs

**OPENING Song:** God's Top Ten

Use sign page to teach the club leaders before meeting starts so they can do motions as students arrive at club.

**Club Officer/Helper**

1. Practice Song
2. Prayer & Devotional Time
3. Choose Tasks

**Start:**

1. Call Students & Stat song
2. Encourage them to do the motions
3. Stop Song, Good Morning welcome students
4. Introduce volunteer Prayer leader
5. Invite everyone to bow heads and pray
6. Student prays then thank them as they go

**Welcome to Bible Club:**

1. Introduce yourself & Adult Volunteers
2. Where to get permission slips for others to join
3. Tell them about the 5<sup>th</sup> grade helpers
4. What time to be at club (*Don't skip breakfast*)
5. What they can expect this year

**Opening Prayer** This is a good time to say short, one sentence statements that teach about prayer.

- Introduce a student volunteer to pray.

"We can pray standing, sitting, walking, kneeling & laying down. When we close our eyes that is so we won't pay attention to others instead of God. We want to put God 1<sup>st</sup> and focus on only God."

**Closing Prayer**

(You, a student volunteer, or guest)

*"Thank you Lord Jesus showing us the way to eternal life is not through ourselves but through you."*

**Handouts:** Double stampers, "God knows which people are His and which are not because they are Marked by His Holy Spirit"

**LESSON:****IX. Camels & Needles?**

Last week we talked about how the Rich Young Ruler went away sad because he thought He had already done what he needed to do to inherit eternal life. Jesus told him that he did not get it right. He was so disappointed. When Jesus told him to let go of what was holding him back he was very says because he did not want to let it go and he went away.

When they compared themselves to him they thought they were in real trouble and they were right. Jesus had proved that the man was not as good at loving God or others as they had thought. They thought that man was better than they were, so if the young ruler was wrong they must be even more wrong. They asked Jesus "Then who can be saved?"

Jesus told them it was harder for a man with a lot of money (if they depended on owning money and things) to be saved, than a camel to go through the eye of a needle. Jesus knew that person is really putting money in God's place. That is IDOLATRY.

Camels are REALLY BIG, Needles are REALLY small. Some say he was talking about a city gate that was just big for a person who was walking and a camel had to go through a bigger gate. They say Jesus was not talking about a sewing needle. Either way it's the same point. The camel could not pass through. It was impossible.

Then he said it is impossible for man to save himself by His himself without God's help. He said, "What is impossible with man is possible with God" But that God could because "All things are possible with God." So then when they saw the Rich young Ruler didn't do well they wondered about themselves even more. They took out what they had been doing. Lord we left houses and lands for you? Jesus said that anyone who had done this would get many more from Him but it still was not how you get to eternal life. They didn't know it but that was very good news. God had sent Jesus to make a way for us to inherit eternal life. But the commandments could not make us good enough. They did show us how Good God is and how good we want to be. But how many of you have found the commandments are hard to keep all the time? Have you broken any since you learned them? Did it make you very sad inside that you had hurt God and someone else, or even yourself? This is what sin feels like. The commandments have helped you know about sin. Would you like God to forgive you for your sin against him? Would you like God to forgive you of your sin against others?

The disciples were confused when Jesus tught this way. Just like that Rich young Ruler because they thought he seemed to be he was a "Good Person". He was very blessed because he was living like God told him to do in the commandments. He treated people with respect and honored God.

When you ask Ask Jesus to be your Lord and Savior. God will forgive you and something wonderful will happen. You will be filled with God's love on the inside. It won't just be rules to follow you will have a new desire to love God more than ever before.

## TOPIC: The Golden Rule

**WHY THIS:** When we stand before God we won't have an excuse because the LAW is already alive in your heart witnessing against you. So we have no excuse for our sin against God and Others.

### VISUAL TOOLS:

#### Wordless Book:

- RED Page of the

#### Bible: Matt 7:12

"In everything, treat others as you would want them to treat you, for this fulfills the law and the prophets."

#### Visual Tools Visual Flash Cards

Cross Bands

IN-24/2286

\$5.25 /50 pcs

#### OPENING Song: God's Top Ten

Use hand sign page to teach the club leaders before meeting starts so they can do motions as students arrive at club.

### Club Officer/Helper

4. Practice Song
5. Prayer & Devotional Time
6. Choose Tasks

### Start:

1. Call Students & Start song
2. Encourage them to do the motions
3. Stop Song, Welcome students
4. Introduce volunteer Prayer leader
5. Invite everyone to bow heads and pray
6. Student prays then thank them as they go

### Welcome to bible club:

6. Introduce yourself & Adult Volunteers
7. Where to get permission slips for others to join
8. Tell them about the 5<sup>th</sup> grade helpers
9. What time to be at club (*Don't skip breakfast*)
10. What they can expect this year

**Opening Prayer** This is a good time to say short, one sentence statements that teach about prayer.

- Introduce a student volunteer to pray.

"We can pray God's words that are in the Bible. When we pray outloud it helps us understand. Just like when you say your school lessons to study them, like spelling words, we pray outloud too."

## LESSON:

### X. The Golden Rule

Remember a few weeks ago we learned how Jesus said all the Commandments were about just two subjects. How love/honor God with our whole heart, mind, soul and strength and also that we love others as we love ourselves. He taught that all the Law and the prophets were contained in those two. Now we are going to see that Jesus taught that with one very special rule

Some people may think that they don't know the commandments so they are ok. However, Jesus taught us that we do already have the meaning of the Commandments inside of us. We know how we want to be treated and we can learn that we should treat others as good as we want to be treated. It hurts our conscience. If you don't want to be hit, then don't hit. If you wouldn't like your stuff stolen then don't steal from others. If you want your friend to be kind then you be kind to them.

We instantly know how we want to be treated because it is inside of us. When someone does something that offends your heart, no one has to tell you its wrong. You know it made you feel bad and maybe even angry. Maybe you can't explain why it hurt you, you just know what was done to you was wrong. That is your conscience. Your conscience helps keep you doing what is right. If you read the Bible often God will set your conscience to agree with Him.

So then if you do that very same thing to someone else then you already know what you do could cause them to be hurt. If you do something that you wouldn't want done to you then you have broken commands. If we could only do, "obey" the law in our own hearts toward God and others then we would be loving God and Loving People.

Never do what you don't want done to you. It will harm your conscience. So Jesus was letting us know that all of the commandments and what the all Prophets talked about is already inside of us if we stop and ask would I want someone to do this to me? When we break this in our heart enough times our conscience begins to harden inside. When we ask Jesus to forgive us and we study His Words He will reset our conscience to work again.

### Closing Prayer (You, a student volunteer, or guest speaker)

"Thank you Lord Jesus for Always being here with us."

### HandOuts:

#### Cross shaped Rubber Band

We have a special hand out for you today. See this band is shaped like a cross. The cross reminds us of the price Jesus paid to be with us. If you put God 1<sup>st</sup>, He will be with us to help us. This band is in the shape of a cross but when I wear it, (Put it on) You can't tell it's a cross any more but it still is, (take it off and reshape it)

"Just like we may not see Jesus with us when we read the Bible we can see him through the words that describe him and keep them in our heart"



## LESSON;

## XI. Jesus Prayer matched the Commandments

[illegible]

just how that with one very special rule. Remember "Love your neighbor as yourself." He even called it a "New Commandment. Jesus taught a lot about the commandments. He even seems to think about the Commandments when He taught us how to talk to God, our Father.

Now we are going to learn how the commandments can help us pray.

## The Commandments & The Lord's Prayer

## Matt 6:9-13

**Opening Prayer** This is a good time to say short, one sentence statements that teach about prayer.

- Introduce a student volunteer to pray.

"We pray to tell our love to God, to bless others and our selves"

### Closing Prayer

(You, student volunteer, or guest)

- "Thank you Lord Jesus for your words in the Bible that teach us that we show love with our Heart Mind Soul and Strength. Help each of us remember do this for you and others all day, in school and at home."*

HandOuts: (Give out After Closing Prayer)

## Prayer Sticker & Prayer Color Sheets

*"We need to Hide the Word in our heart. So when we keep them in our memory it marks a place in our heart for God just like these book marks will mark a place in our Bibles" club.*

## #1 & 2

God 1<sup>st</sup> & don't bow to  
Idols.

### #3

His Name is Holy

## #4

Remember the Sabbath  
and keep it holy

## #5-#10

Love your neighbor as  
yourself

“Our Father in heaven,

hallowed be your name.<sup>a</sup>

10. Your kingdom come,  
your will be done,b

on earth as it is in heaven.

11. Give us this day our daily bread.<sup>c</sup>

12. and forgive us our debts,  
as we also have forgiven our  
debtors.

**13.** And lead us not into temptation,  
but deliver us from evil.<sup>d</sup>

**TOPIC:** Two Tablets**WHY THIS:**

Connects heart motives to God's Heart

**VISUAL TOOLS:****Wordless Book:**

- Green Page

**Bible:****Novelty Hand out item**

Print ¼ pg 10

Commandment Cards on  
CARD STOCK & cut apart.Print the large one as a 4 x 4  
poster to use as a visual aid  
for the next two lessons**OPENING Song: God's Top Ten**Use hand sign page to teach the club  
leaders to practice song**Club Officer/Helper**

1. Learn & Practice Song
2. Prayer & Devotional Time
3. Choose Tasks

**Start:**

1. Call Students & Start song
2. Encourage them to do the motions
3. Stop Song, Welcome students
4. Introduce volunteer Prayer leader
5. Invite everyone to bow heads and pray
6. Student prays then thank them

**Welcome to Bible club:**

1. Introduce yourself & Adult Volunteers
2. Where to get permission slips
3. Tell them about the 5<sup>th</sup> grade helpers
4. What time to be at club (*Don't skip breakfast*)
5. What they can expect this year

**Opening Prayer** This is a good time to say short, one  
sentence statements that teach about prayer.

- Introduce a student volunteer to pray.  
"We can pray any where & any time"

**Closing Prayer** (You, student volunteer, or guest)  
"Thank you Lord Jesus for your words in the Bible  
that teach us that we show love by doing good  
things for you just like we want good things for  
ourselves. You teach us to get rid of the things in  
our heart that can hurt you and others and  
ourselves."**Handouts:** Ten Commandment cards"**LESSON:****XII. Which way do they go?****Heart to Heart****THROW OUT THE TRASH!**

We know that God wrote the Commandments on 2 Stone tablets. But we don't know how they're placed on them. He could have put all 10 on one and then made an exact copy with another set of the same 10 on the other tablet to say I will keep them and you will keep them. Like He wants to say I am holy and you can be holy too. He wants our holiness to be a copy of His own Holiness?

Or maybe, He put them on two tablets by their two subjects? You remember how the first four were about loving Him and the others were about loving people? Maybe He put the ones about Him on one tablet and the ones that were about people on the other tablet?

Usually when people make a drawing or carving of the Commandments, we see the commandments split by the numbers. One through Five on one tablet and six through ten on the other.

No matter how they were arranged, there is something new to think about and learn about them. If we do split them in half then we can ask if the commandments that are across from the first ones about God relate to each other. There are hints in the scripture that they do. For instance whenever the Children of Israel began to worship false gods and Idols, God compared it to Adultery. The prophets told them that it wounded God and betrayed him just like a spouse can betray the one they married. God wants us to learn that LOVE must last. We can't give up on love just because we find it difficult. God did not give up on Love even when it was the very hardest to love us. That was when he sent his son to the cross to pay for our freedom from sin. He loved us VERY much. But it did not feel good to love people when people had not been faithful to him.

So we can see from reading in the prophets that giving our worship to an Idol when it belongs only to God, is like being unfaithful to a spouse. It is very serious and very hurtful.

Lets read the whole 2<sup>nd</sup> Commandment from Chapter 5: 8-10 of **Deuteronomy**

8. You shall not make for yourself an idol, or any likeness of what is in heaven above or on the earth beneath or in the water under the earth.

9. You shall not worship them or serve them; for I, the

LORD your God, am a jealous God,

visiting the iniquity of the fathers on the children,  
and on the third and the fourth generations of those who HATE Me,

10. but showing loving-kindness to thousands,

to those who love Me and keep My commandments.

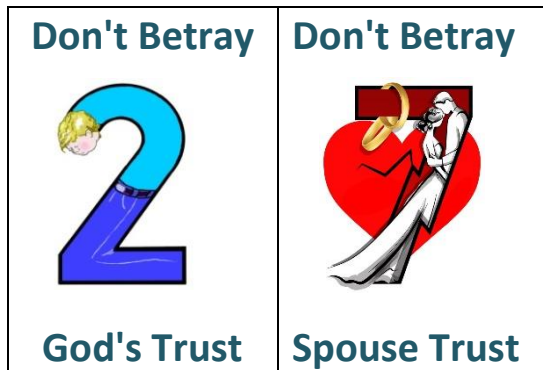
God is saying that Idolotry feels to Him just like when someone is unfaithful to their spouse. This is the same way their spouse whose trust was betrayed feels. He lets us know it is hate toward Him to do such things. That those who KEEP His commands are showing true LOVE by FIDELITY. When you get married you

promise to only let them be your spouse for your whole life. You don't go get another spouse just because they do something you don't like or just don't want to be married to them anymore. That's not love at all.

### Deuteronomy Chapter 5:11

**11 'You shall not take the name of the LORD your God in vain for the LORD will not leave him unpunished who takes His name in vain.**

Both of these commandments are about betraying trust. Trust is very hard to get back once it is lost. It is nearly impossible for most to regain it and trust is something that makes relationships good for both sides. Without trust, relationships become very poor & sour. Adultery is a sin. It leads to the death of marriage. God gives the freedom to divorce when a spouse has been unfaithful and broken torn their family. Everyone loses and is very sad. We must work really hard to keep the trash out of our hearts that would



tempt us to break the trust of others.

We will need help from the Holy Spirit to love like God loves. The Lord promises if we will be faithful he will show His lovingkindness not only to us but to thousands who love Him and keep His commandments. We need to throw out the trash that wants to stay in our thoughts and rob God and us of our precious promise from God.

Now let's look at another set. Commandment #3 "Do not take the name of the Lord your God in vain. It is Holy and I will not let go unpunished anyone who takes my name in vain." on our tablet is right across from #8.

We must throw out the trash thoughts in our minds and hearts that lead us to want something so bad that we don't God's name is Holy and should be honored. His name is His reputation; How He is spoken about by people. We should treat his very name with the highest respect. We should understand that when we say His name we are representing how we feel about Him. Jesus taught the disciples when he was teaching them about pray with reverence for his name. "Hallowed be Your/thy name." If God were right there with people, would they say His name like that? They act as though He were not there to hear them? But HE DOES hear every word.

Let's think about #8, "Do not steal." When people set it in their heart to steal from someone else. They deny that the other person has the right to own that property and decide that they should have it instead. They are very disrespectful of the other person. When people steal from another person do they do it while they are watching? Or do they wait until they are not looking?



Taking God's name in vain is what people do when they think God is not hearing them or watching. Stealing is something people do when they think neither God nor the owner sees them. They think they are more important than both God and the other people. They want the things they steal so badly that they don't really think the loss they cause God and others is as important as their own want. We must keep a lasting care for God and others.

## LESSON:

### TOPIC: Two Tablets

**WHY THIS:** The subjects about God and Man have a similar focus. That helps us see deeper into the Heart of them.

### VISUAL TOOLS:

**Wordless Book:** Green Page

**Bible:**

**Visual Tool**

### OPENING Song: God's Top Ten

Use hand sign page to teach the club leaders before meeting starts so they can do motions as students arrive at club.

### Club Officer/Helper

1. Learn & Practice Song
2. Prayer & Devotional Time
3. Choose Tasks

### Start:

1. Call Students & Start song
2. Encourage them to do the motions
3. Stop Song, Good Morning welcome students
4. Introduce volunteer Prayer leader
5. Invite everyone to bow heads and pray
6. Student prays then thank them as they go

### Welcome to bible club:

1. Introduce yourself & Adult Volunteers
2. Where to get permission slips for others to join
3. Tell them about the 5<sup>th</sup> grade helpers
4. What time to be at club (*Don't skip breakfast*)
5. What they can expect this year

**Opening Prayer** This is a good time to say short, one sentence statements that teach about prayer.

- Introduce a student volunteer to pray.

"We thank God for being our God and taking care of us and asking Him even to help people that hurt our feelings. "

### Closing Prayer (You, a student volunteer, speaker)

"Thank you Lord Jesus do this for you and others all day, in school and at home. We want to walk with you in our hearts"

### Hand Outs:

#### Scripture Stickers


#### WALKING WITH JESUS

"We need to Hide the Word in our heart.  
So when we can keep His Ways.

## XIII. Heart of Stone or Flesh

Number 4 is about the Sabbath. How could keeping the Sabbath rest with God worshipping God the right way with people be anything like breaking # 9 bearing false witness? Well number nine is about not having truth as the most important thing we can tell others. When we worship God we must worship Him in Spirit and in Truth, Jesus said he was "the way, the TRUTH, and the life." Church is where we can be made being full of truth. If we fellowship with the Father then we will want truth. The Father of lies is the devil and if we harbor lies then we are fellowshiping with the father of lies. Think about what would have happened in creation if God said, "let there be light" and it didn't happen. We need to trust that God tells only the truth. If God were able to lie then we could never trust anything about Him.

For or instance if Number one "One God, PUT GOD First" is across from the sixth "Do not Steal" You might think that a person who commits murder is not the same as a person who refuses to put God first. But let's think about this. God created Life and Only God should be allowed to take that life away. A person who takes another person's life does not give place to God. member how God told us to think about the



commandments day and night all of our lives? The more you think about them the more He can show you. The things we are learning here just barely get started. God wants to tell us all about His love. It is SOOO great we can barely even understand it. What

makes it even harder is the sin that creeps into our heart to make the commandments look bad but it makes our own sinful ways look good to us. Sin makes lots of trash thoughts and feelings and we have to keep picking up those trash thoughts and feelings and throw them out. Say it with me THROW OUT THE TRASH!!

Every human being is made in the image of God. So to destroy a person means to destroy the only image of God that God approves of. A human being. God places great value on them. Even when they are very evil God hopes they will repent and turn away from their sins. A person who commits murder ends that chance for them. Murder can happen from before we are born. When a woman allows her baby in her body to be killed through abortion that woman has sinned and needs to turn from her wrong doing and ask God to forgive her for her crime against her child and her Go



Does this one seem like they are alike to you? They are so different. How could they have anything in common? Well the fifth one is about what you have received from God and man.

God is our creator. Since he is the only one who can create life then, God should be the only one who is allowed to take life away.

Now our last set from the two tablets is #5 & #10. Honor your Father & Mother and "Do not Covet any God gave you your parents. God and your parents make most the choices about what you are and what you have. God makes the choices about what others have too. When we see something we admire in someone else we should not let our hearts feel like we are lacking because we don't have the same. We can

be thankful for them. It should not make us unhappy if God has chosen to bless someone else differently than you. The family God placed you in has everything you need to launch your destiny. Even if you have a family that is struggling with things that hurt Gods feelings. Even if they break the commandments God can still help you do well if you thank

Him for putting you right where you are. You are who you are because you have your Dad & Mom's DNA. You can thank God for making you, you! And thank God for



making other people who they are. Joseph was born into a family that had 10 brothers who hated him so much they almost murdered him. Then they beat him up and threw him in a deep pit. Then they came back but not to rescue him but to sell him off as a slave in a foreign country, Joseph learned to thank God for

His family. Even though they had done terrible things to him. Because of this Joseph became a very, very great man who saved a whole nation from famine. That's not all! He even was able to forgive and even rescue his own family







## PARENTS' TOOLS



### Do we know who Made parents "Head Of The House"?

Hopefully your answer is God. If you believe that, then you should also know that God equipped you to teach them. Often we just don't know where to start. The Lord helped us with this. Start with Genesis 1-3 & the Commandments. Then Keep learning and teaching them what you are learning that is building your faith in God.

### Deuteronomy 11:19

"Teach them to your children,  
talking about them when you sit at home  
and when you walk along the road,  
when you lie down and when you get up."

### Duet 6:6-8

6. "These words, which I am commanding you today, shall be on your heart. 7. You shall teach them diligently to your sons and shall talk of them when you sit in your house and when you walk by the way and when you lie down and when you rise up. 8. "You shall bind them as a sign on your hand and they shall be as frontals on your forehead...."

### The Greatest Commandment FROM 10 Commandments -> to just two

#### Matthew 22:34-40



34. Hearing that Jesus had silenced the Sadducees, the Pharisees got together. 35. One of them, an expert in the law, tested him with this question: 36. "Teacher, which is the greatest commandment in the Law?" 37. Jesus replied: " 'Love the Lord your God with all your heart and with all your soul and with all your mind.' 38. This is the first and greatest commandment. 39. And the second is like it: 'Love your neighbor as yourself.' 40. All the Law and the Prophets hang on these two commandments."

### Matt 7:11-12

11. "If you then, being evil, know how to give good gifts to your children, how much more will your Father who is in heaven give what is good to those who ask Him! 12. "In everything, therefore, treat people the same way you want them to treat you, for this is the Law and the Prophets.

Parents everywhere say, "How would you like it if I did that to you?" Children are guilty of the sin that they already know too. Teaching them to listen to their own conscience is start. But their conscience like our own needs the Word of God to set it right. Help them keep a strong conscience by not doing things that make them feel guilt & shame. Keep their conscience working right.

### Things Fathers & Mothers can teach from the Bible

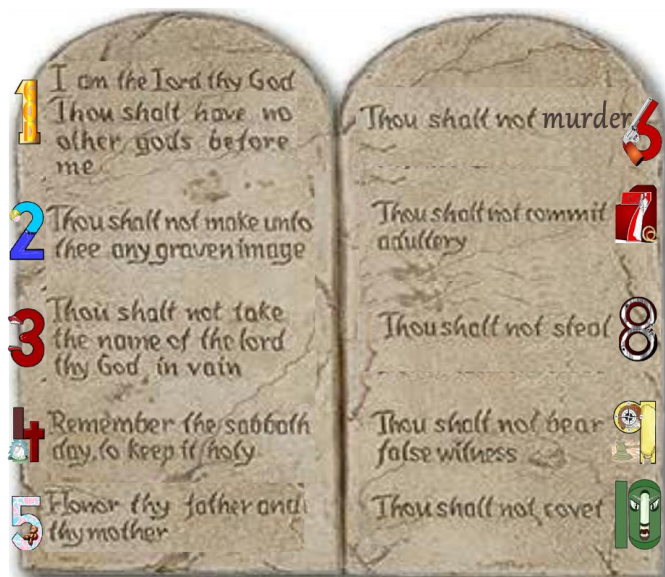
- Days of Creation
- Beatitudes
- Fruit of the Spirit
- Armor of God
- Gifts of The Holy Spirit
- How to PRAY, TRUST GOD in troubles, READ their BIBLE, know important truths & sound doctrine
- Salvation, Baptism, Communion, Sharing their Faith

### Don't leave your child's eternal destiny up to strangers!!

Your children are and will continue to do what you teach them was most important to you by what you reject and reward! Sometimes you will adore the reflection of yourself that you taught them and sometimes it will warn you that you, yourself are off course. Let's allow the Word of God to put the whole family on the right track by reflecting Jesus' love more.











1

I am the Lord thy God  
Thou shalt have no  
other gods before  
me

2

Thou shalt not make unto  
thee any graven image

3

Thou shalt not take  
the name of the Lord  
thy God in vain

4

Remember the sabboth  
day, to keep it holy

5

Honor thy father and  
thy mother

6

Thou shalt not murder

7

Thou shalt not commit  
adultery

8

Thou shalt not steal

9

Thou shalt not bear  
false witness

10

Thou shalt not covet





# BIBLE

Law
History
Wisdom

Prophecy
Gospels
Letters

## Old Testament

Genesis 1:1  
 Exodus 12:13  
 Leviticus 25:10  
 Numbers 9:17  
 Deuteronomy 29:29  
 Joshua 1:8  
 Judges 16:20  
 Ruth 1:16  
 1 Samuel 15:22  
 2 Samuel 18:33  
 1 Kings 3:9  
 2 Kings 6:17  
 1 Chronicles 4:10  
 2 Chronicles 16:9  
 Ezra 7:10  
 Nehemiah 4:17  
 Esther 4:14  
 Job 42:10  
 Psalm 84:11  
 Proverbs 3:15  
 Ecclesiastes 12:13  
 Song of Solomon 1:6  
 Isaiah 9:6  
 Jeremiah 29:13  
 Lamentations 3:22  
 Ezekiel 33:32  
 Daniel 6:10  
 Hosea 6:3  
 Joel 2:28  
 Amos 8:11  
 Obadiah 1:4  
 Jonah 1:3  
 Micah 6:8  
 Nahum 2:4  
 Habakkuk 2:14  
 Zephaniah 2:3  
 Haggai 2:4  
 Zechariah 4:6  
 Malachi 3:10

## New Testament

Matthew 7:7  
 Mark 16:15  
 Luke 10:20  
 John 3:16  
 Acts 1:8  
 Romans 8:28  
 1 Corinthians 3:11  
 2 Corinthians 5:17  
 Galatians 5:22  
 Ephesians 6:13  
 Philippians 2:5  
 Colossians 3:1  
 1 Thessalonians 5:24  
 2 Thessalonians 3:3  
 1 Timothy 4:12  
 2 Timothy 2:15  
 Titus 2:12  
 Philemon 10  
 Hebrews 11:1  
 James 5:20  
 1 Peter 2:2  
 2 Peter 1:21  
 1 John 1:9  
 2 John 6  
 3 John 4  
 Jude 24  
 Revelation 22:21  
 Page #

How?



Peace

Words that Jesus Spoke

When?



Why?

Creation

# BIBLE

Law
History
Wisdom

Prophecy
Gospels
Letters

## Old Testament

Genesis 1:1  
 Exodus 12:13  
 Leviticus 25:10  
 Numbers 9:17  
 Deuteronomy 29:29  
 Joshua 1:8  
 Judges 16:20  
 Ruth 1:16  
 1 Samuel 15:22  
 2 Samuel 18:33  
 1 Kings 3:9  
 2 Kings 6:17  
 1 Chronicles 4:10  
 2 Chronicles 16:9  
 Ezra 7:10  
 Nehemiah 4:17  
 Esther 4:14  
 Job 42:10  
 Psalm 84:11  
 Proverbs 3:15  
 Ecclesiastes 12:13  
 Song of Solomon 1:6  
 Isaiah 9:6  
 Jeremiah 29:13  
 Lamentations 3:22  
 Ezekiel 33:32  
 Daniel 6:10  
 Hosea 6:3  
 Joel 2:28  
 Amos 8:11  
 Obadiah 1:4  
 Jonah 1:3  
 Micah 6:8  
 Nahum 2:4  
 Habakkuk 2:14  
 Zephaniah 2:3  
 Haggai 2:4  
 Zechariah 4:6  
 Malachi 3:10

## New Testament

Matthew 7:7  
 Mark 16:15  
 Luke 10:20  
 John 3:16  
 Acts 1:8  
 Romans 8:28  
 1 Corinthians 3:11  
 2 Corinthians 5:17  
 Galatians 5:22  
 Ephesians 6:13  
 Philippians 2:5  
 Colossians 3:1  
 1 Thessalonians 5:24  
 2 Thessalonians 3:3  
 1 Timothy 4:12  
 2 Timothy 2:15  
 Titus 2:12  
 Philemon 10  
 Hebrews 11:1  
 James 5:20  
 1 Peter 2:2  
 2 Peter 1:21  
 1 John 1:9  
 2 John 6  
 3 John 4  
 Jude 24  
 Revelation 22:21  
 Page #

How?



Peace

Words that Jesus Spoke

When?



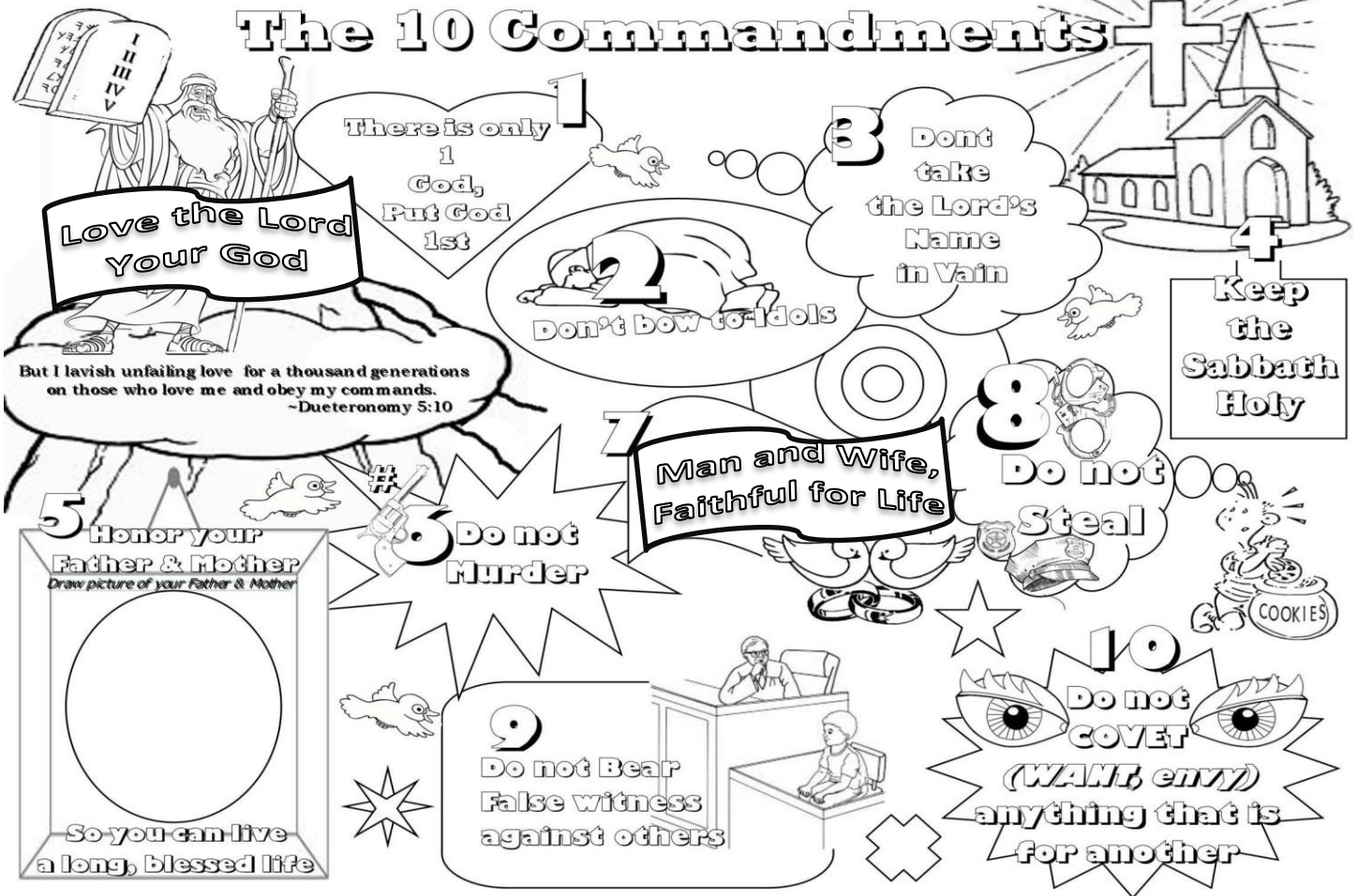
Why?

Creation





# The 10 Commandments



# The 10 Commandments









# I Can Pray with Jesus

Our Father in heaven,  
Your name be  
honored as holy!



Your Kingdom come.



Your will be done  
on earth as it is in heaven



God will hear me  
when I talk to Him  
from my heart



When someone is sick



Give us this Day  
Our Daily Bread

And Forgive US  
Our Trespasses




As we forgive others  
who offend us

And do not bring us into temptation,  
but deliver us from the evil one.

For Yours is the Kingdom and the power  
and the glory forever.

**Praise God**




Anywhere that I Am



At Home or at Church



When I am  
Thankful  
Mad  
or do something Bad  
any time, any place



When I am Happy  
or Sad




The Bible  
will teach me  
how I can pray




The Holy Spirit  
can help me know  
just what to say

# I Can Pray with Jesus

Our Father in heaven,  
Your name be  
honored as holy!



Your Kingdom come.



Your will be done  
on earth as it is in heaven



God will hear me  
when I talk to Him  
from my heart



When someone is sick



Give us this Day  
Our Daily Bread

And Forgive US  
Our Trespasses



As we forgive others  
who offend us

And do not bring us into temptation,  
but deliver us from the evil one.

For Yours is the Kingdom and the power  
and the glory forever.

**Praise God**



Anywhere that I Am



At Home or at Church



When I am  
Thankful  
Mad  
or do something Bad  
any time, any place



When I am Happy  
or Sad



The Bible  
will teach me  
how I can pray



The Holy Spirit  
can help me know  
just what to say





*Palm*  
**3:16**  
For God so loved the world  
that He gave His only begotten  
Son, that whosoever believeth  
in Him should not perish, but  
have everlasting life.

*Palm*  
**3:16**  
For God so loved the world  
that He gave His only begotten  
Son, that whosoever believeth  
in Him should not perish, but  
have everlasting life.

*Palm*  
**3:16**  
For God so loved the world  
that He gave His only begotten  
Son, that whosoever believeth  
in Him should not perish, but  
have everlasting life.

*Palm*  
**3:16**  
For God so loved the world  
that He gave His only begotten  
Son, that whosoever believeth  
in Him should not perish, but  
have everlasting life.

*Palm*  
**3:16**  
For God so loved the world  
that He gave His only begotten  
Son, that whosoever believeth  
in Him should not perish, but  
have everlasting life.

*Palm*  
**119:105**  
Thy Word is a lamp unto  
my feet, and a light  
unto my path

*Palm*  
**119:105**  
Thy Word is a lamp unto  
my feet, and a light  
unto my path

*Palm*  
**119:105**  
Thy Word is a lamp unto  
my feet, and a light  
unto my path

*Palm*  
**119:105**  
Thy Word is a lamp unto  
my feet, and a light  
unto my path

*Palm*  
**119:105**  
Thy Word is a lamp unto  
my feet, and a light  
unto my path

*Palm*  
**139:14**  
I will praise thee, for I am  
fearfully and wonderfully made;  
marvelous are thy works and  
that my soul knoweth right well

*Palm*  
**139:14**  
I will praise thee, for I am  
fearfully and wonderfully made;  
marvelous are thy works and  
that my soul knoweth right well





*Palm*  
**139:14**  
I will praise thee, for I am  
fearfully and wonderfully made;  
marvelous are thy works and  
that my soul knoweth right well

*Palm*  
**139:14**  
I will praise thee, for I am  
fearfully and wonderfully made;  
marvelous are thy works and  
that my soul knoweth right well

*Palm*  
**139:14**  
I will praise thee, for I am  
fearfully and wonderfully made;  
marvelous are thy works and  
that my soul knoweth right well







*Mark*  
**12:30**  
And thou shall love the Lord thy  
God with all thy heart, and with  
all thy soul, and with all thy  
mind, and with all thy strength.

*Mark*  
**12:30**  
And thou shall love the Lord thy  
God with all thy heart, and with  
all thy soul, and with all thy  
mind, and with all thy strength.

*Mark*  
**12:30**  
And thou shall love the Lord thy  
God with all thy heart, and with  
all thy soul, and with all thy  
mind, and with all thy strength.

*Mark*  
**12:30**  
And thou shall love the Lord thy  
God with all thy heart, and with  
all thy soul, and with all thy  
mind, and with all thy strength.

*Mark*  
**12:30**  
And thou shall love the Lord thy  
God with all thy heart, and with  
all thy soul, and with all thy  
mind, and with all thy strength.

*Philippians*  
**4:13**  
I can do all things  
through Christ which  
strengtheneth me..

*Philippians*  
**4:13**  
I can do all things  
through Christ which  
strengtheneth me..

*Philippians*  
**4:13**  
I can do all things  
through Christ which  
strengtheneth me..

*Philippians*  
**4:13**  
I can do all things  
through Christ which  
strengtheneth me..

*Philippians*  
**4:13**  
I can do all things  
through Christ which  
strengtheneth me..

*2 Corinthians*  
**5:7**  
For we walk by faith,  
not by sight

*2 Corinthians*  
**5:7**  
For we walk by faith,  
not by sight

*2 Corinthians*  
**5:7**  
For we walk by faith,  
not by sight

*2 Corinthians*  
**5:7**  
For we walk by faith,  
not by sight

*2 Corinthians*  
**5:7**  
For we walk by faith,  
not by sight



MINI SCROLL INSTRUCTIONS: Cut a small dowel sticks into 1.5" lengths. Print page on Parchment paper then cut strips.  
Glue each end to a dowel piece, Let dry, then roll up mini scroll from each end and secure with a small rubber band







# The Ten Commandments

## Deuteronomy 5:6-20

**1**

I am the Lord your God,  
who brought you out of Egypt,  
out of the land of slavery.  
You shall have no other gods before me.

**2**

You shall not make for yourself an image  
in the form of anything in heaven above  
or on the earth beneath or in the waters below.  
You shall not bow down to them or worship them;  
for I, the Lord your God, am a jealous God,  
punishing the children for the sin of the parents  
to the third and fourth generation of those who hate me,  
but showing love to a thousand generations  
of those who love me and keep my commandments.

**3**

You shall not misuse the name of the Lord your God,  
for the Lord will not hold anyone guiltless  
who misuses his name.

**4**

Observe the Sabbath day by keeping it holy,  
as the Lord your God has commanded you.  
Six days you shall labor and do all your work,  
but the seventh day is a sabbath to the Lord your God.  
On it you shall not do any work, neither you,  
nor your son or daughter, nor your male or female servant,

... nor your ox, your donkey or any of your animals,

nor any foreigner residing in your towns,

so that your male and female servants may rest, as you do.

Remember that you were slaves in Egypt and that the

Lord your God brought you out of there with

a mighty hand and an outstretched arm. Therefore the Lord  
your God has commanded you to observe the Sabbath day.

**5**

Honor your father and your mother,  
as the Lord your God has commanded you,  
so that you may live long and that it may go well  
with you in the land the Lord your God is giving you.

**6**

You shall not murder.

**7**

You shall not commit adultery.

**8**

You shall not steal.

**9**

You shall not give false testimony against your neighbor.

**10**

You shall not covet your neighbor's wife.  
You shall not set your desire on your neighbor's  
house or land, his male or female servant, his ox or  
donkey, or anything that belongs to your neighbor.





## ANYWAY

Amazing thoughts about our precious salvation

Jesus created all things. That means,

Jesus formed the seed that would grow the wood for the cross He would have to carry.

He formed it anyway!

Jesus grew the thorns that would be made into the crown that would pierce his brow

He grew them anyway!

Jesus knew the hidden places in the ground, where the metal ore was mined that would be form into the nails that punctured his hands & feet

He put it there anyway

Jesus made the hill on which His blood was spilled.

He made them anyway!

Jesus was the one who breathed the breath of life into man knowing one day that breath in man would force His own breath to expire.

He breathed out life anyway

He knew many would scorn His precious life & reject its most precious price.

He endured it anyway.

Why did He do it all anyway?

Because He wanted to say, "yes" to the question that would come from the heart of the broken. The questions that would sound something like this,...

"Father, if there be 'anyway'?

Anyway you could save my soul?

Anyway you should make me whole?

Anyway you would wash off the stain of my sin?

Yes, YOU are why I did it anyway!

## REAL QUESTIONS Kid's asked about the Commandments:

1. How can I keep number 1 & number 5?
2. What about my Dad, He works on Sunday?
3. What about my Mom and Dad, they got a divorce already?
4. How can I go to church if My parents won't take me?

When asked which are the hardest commandments to keep the 5h graders mostly answer 1, 5 & 10.

If you want to lead them to Jesus, they must first understand they need Him. However, they do know that they want to be loved in a way that they themselves fail at doing. The love they desire for themselves is found in Him and in Him alone. That the condition they experience when they are made aware of their defiance against loving others is consistent in all people. They should be able to see through their own failure that others have the same failure and they can never be loved by people any better than they themselves can love other people. They must understand that His ways are much different from their own.

His love is TRUE, unfailing and eternal. The Commandments will begin to make them aware.

So, why didn't God just state plainly like what you just read? Why all the other records of people and their choices in scripture? Well, actually He did. The 1<sup>st</sup> 3 chapters of Genesis state the same thing the Gospels and the Epistles and the Law and the Prophets and the wisdom books. The message never changed. Only the names and times and cultures. Unbelief is an enemy we just don't believe in.

Keep preaching the message. He continues to preach it. If you love Him, you will too.